

# Local Market Update – March 2011

A RESEARCH TOOL PROVIDED BY THE COLUMBUS BOARD OF REALTORS®  
 BASED ON RESIDENTIAL LISTING DATA ONLY



## Entire MLS

Includes all of Franklin, Delaware, Fayette, Madison, Morrow, Pickaway and Union Counties, and parts of Champagne, Clark, Hocking, Licking, Fairfield, Knox, Logan, Marion, Muskingham, Perry and Ross Counties

### March

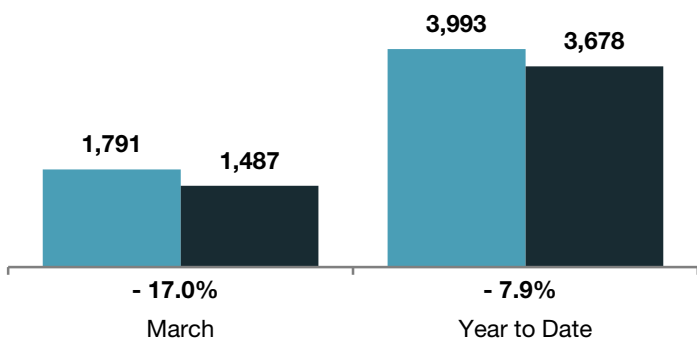
### Year to Date

	2010	2011	+ / -	2010	2011	+ / -
Closed Sales	1,791	1,487	- 17.0%	3,993	3,678	- 7.9%
In Contracts	2,252	2,512	+ 11.5%	5,007	5,501	+ 9.9%
Average Sales Price*	\$151,100	\$144,975	- 4.1%	\$149,329	\$143,773	- 3.7%
Median Sales Price*	\$131,775	\$119,900	- 9.0%	\$125,209	\$119,000	- 5.0%
Average Price per Square Foot*	\$82.59	\$75.26	- 8.9%	\$80.06	\$74.50	- 6.9%
Percent of Original List Price Received*	91.5%	88.7%	- 3.0%	91.1%	88.6%	- 2.7%
Days on Market Until Sale	88	105	+ 19.1%	87	104	+ 19.6%
New Listings	4,972	3,886	- 21.8%	11,833	9,310	- 21.3%
Median List Price of New Listings	\$149,900	\$149,900	0.0%	\$145,000	\$144,900	- 0.1%
Inventory of Homes for Sale	18,501	14,370	- 22.3%	--	--	--
Months Supply of Inventory	10.6	8.6	- 18.2%	--	--	--

\* Does not account for seller concessions.

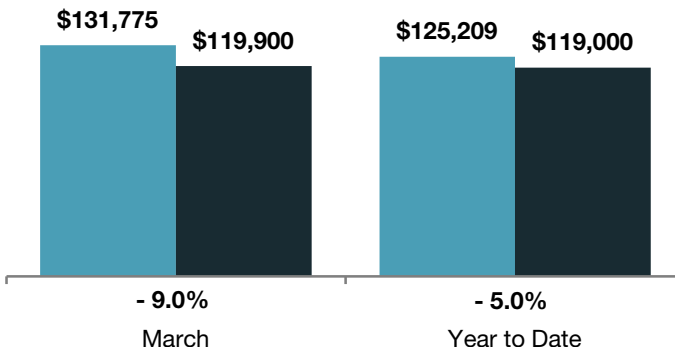
### Closed Sales

■ 2010 ■ 2011



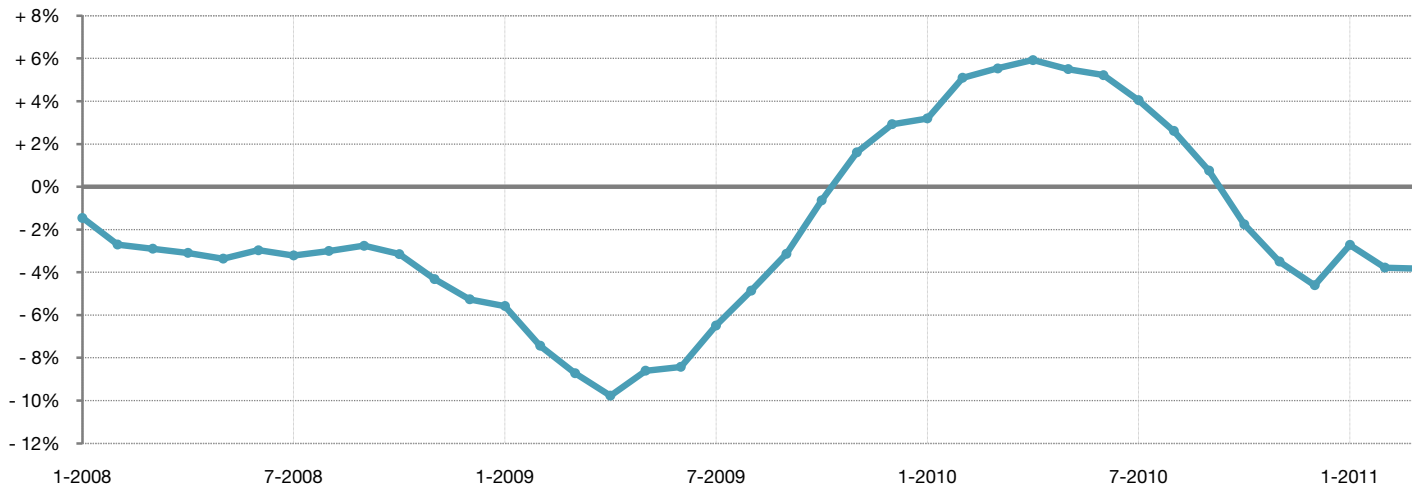
### Median Sales Price

■ 2010 ■ 2011



### Change in Median Sales Price from Prior Year (6-Month Average)\*\*

Entire MLS —



\*\* Each dot represents the change in median sales price from the prior year using a 6-month weighted average. This means that each of the 6 months used in a dot are proportioned according to their share of sales during that period. | All data comes from the Columbus Board of REALTORS® Multiple Listing Service (MLS). | Powered by 10K Research and Marketing. | Page 1 of 2

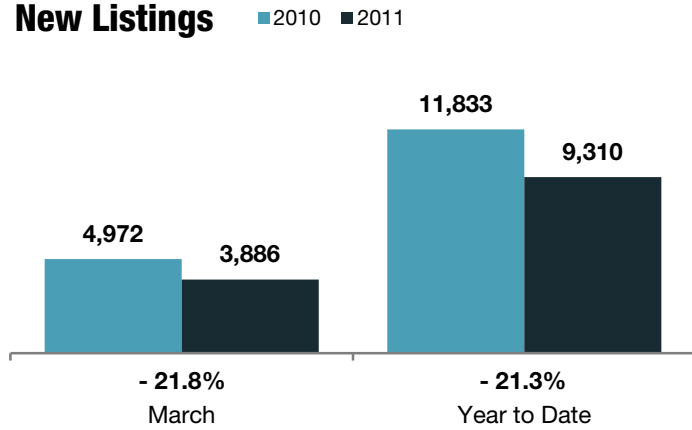
# Local Market Update – March 2011

A RESEARCH TOOL PROVIDED BY THE COLUMBUS BOARD OF REALTORS®  
BASED ON RESIDENTIAL LISTING DATA ONLY

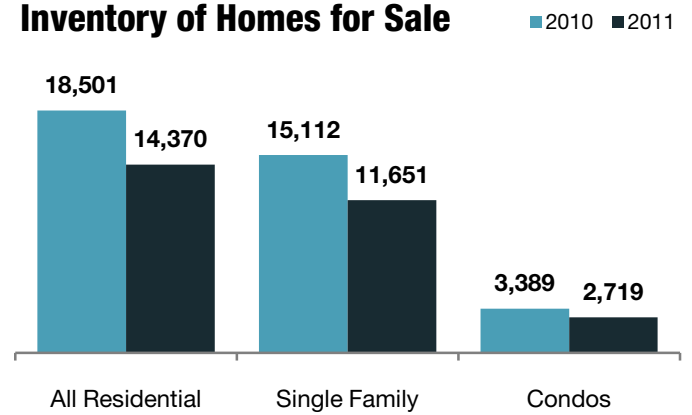
## Entire MLS

Includes all of Franklin, Delaware, Fayette, Madison, Morrow, Pickaway and Union Counties, and parts of Champagne, Clark, Hocking, Licking, Fairfield, Knox, Logan, Marion, Muskingham, Perry and Ross Counties

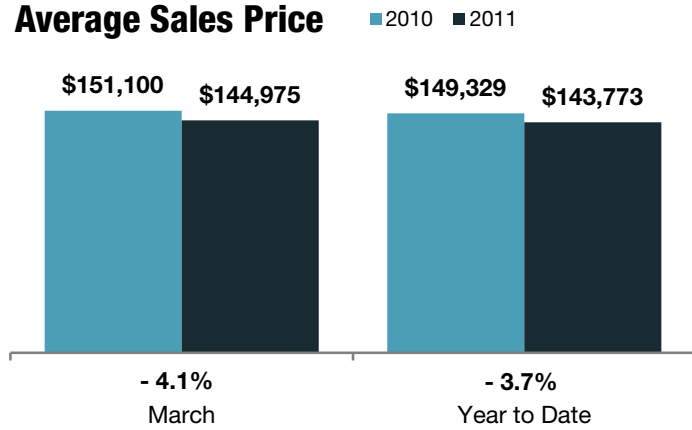
### New Listings



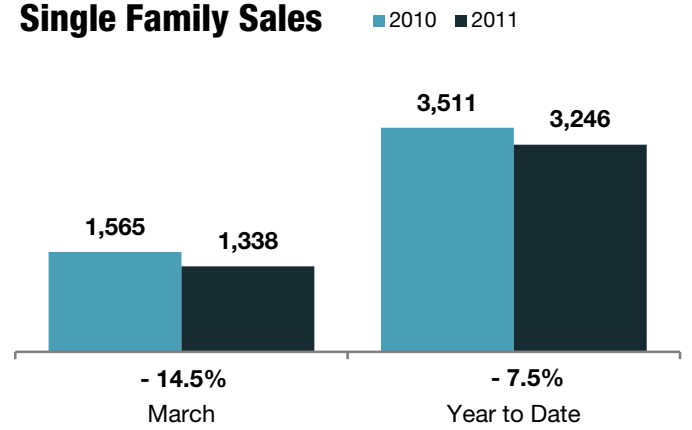
### Inventory of Homes for Sale



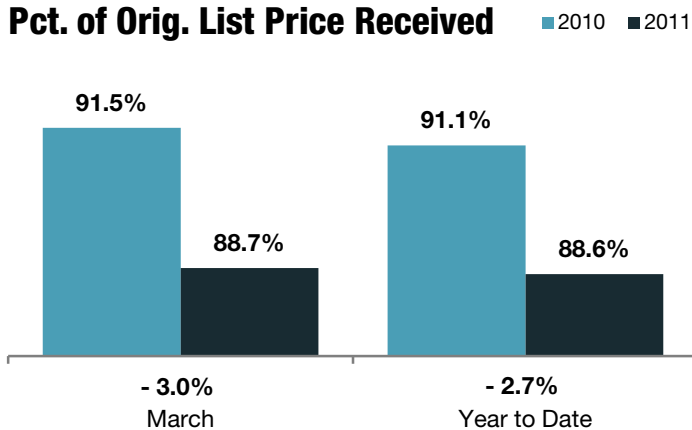
### Average Sales Price



### Single Family Sales



### Pct. of Orig. List Price Received



### Condo Sales

