

Local Market Update – August 2011

A RESEARCH TOOL PROVIDED BY THE COLUMBUS BOARD OF REALTORS®
 BASED ON RESIDENTIAL LISTING DATA ONLY

Entire MLS

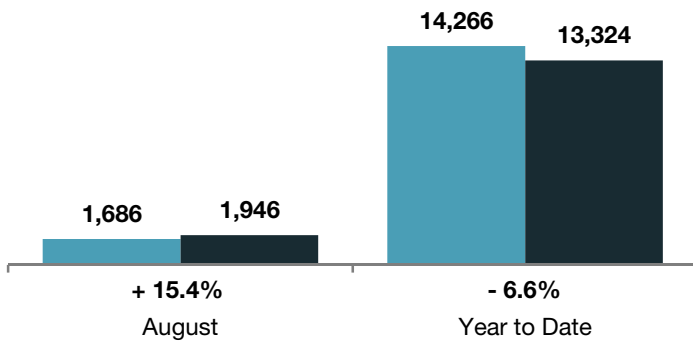
Includes all of Franklin, Delaware, Fayette, Madison, Morrow, Pickaway and Union Counties, and parts of Champagne, Clark, Hocking, Licking, Fairfield, Knox, Logan, Marion, Muskingham, Perry and Ross Counties

	August			Year to Date		
	2010	2011	+ / -	2010	2011	+ / -
Closed Sales	1,686	1,946	+ 15.4%	14,266	13,324	- 6.6%
In Contracts	1,646	2,478	+ 50.5%	14,822	15,398	+ 3.9%
Average Sales Price*	\$169,301	\$171,027	+ 1.0%	\$161,898	\$158,787	- 1.9%
Median Sales Price*	\$139,950	\$135,000	- 3.5%	\$135,813	\$130,000	- 4.3%
Average Price per Square Foot*	\$86.08	\$85.26	- 1.0%	\$85.88	\$80.91	- 5.8%
Percent of Original List Price Received*	89.9%	89.8%	- 0.2%	91.3%	89.7%	- 1.8%
Percent of Last List Price Received*	94.4%	94.8%	+ 0.5%	95.3%	94.8%	- 0.5%
Days on Market Until Sale	90	98	+ 8.4%	86	100	+ 15.6%
New Listings	3,609	3,059	- 15.2%	31,187	26,586	- 14.8%
Median List Price of New Listings	\$139,900	\$143,504	+ 2.6%	\$145,000	\$145,900	+ 0.6%
Median List Price at Time of Sale	\$144,950	\$139,900	- 3.5%	\$139,900	\$135,000	- 3.5%
Inventory of Homes for Sale	19,235	15,192	- 21.0%	--	--	--
Months Supply of Inventory	10.5	9.2	- 12.6%	--	--	--

* Does not account for seller concessions.

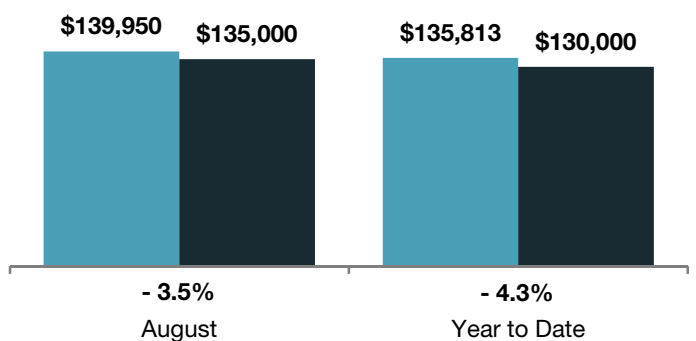
Closed Sales

■ 2010 ■ 2011



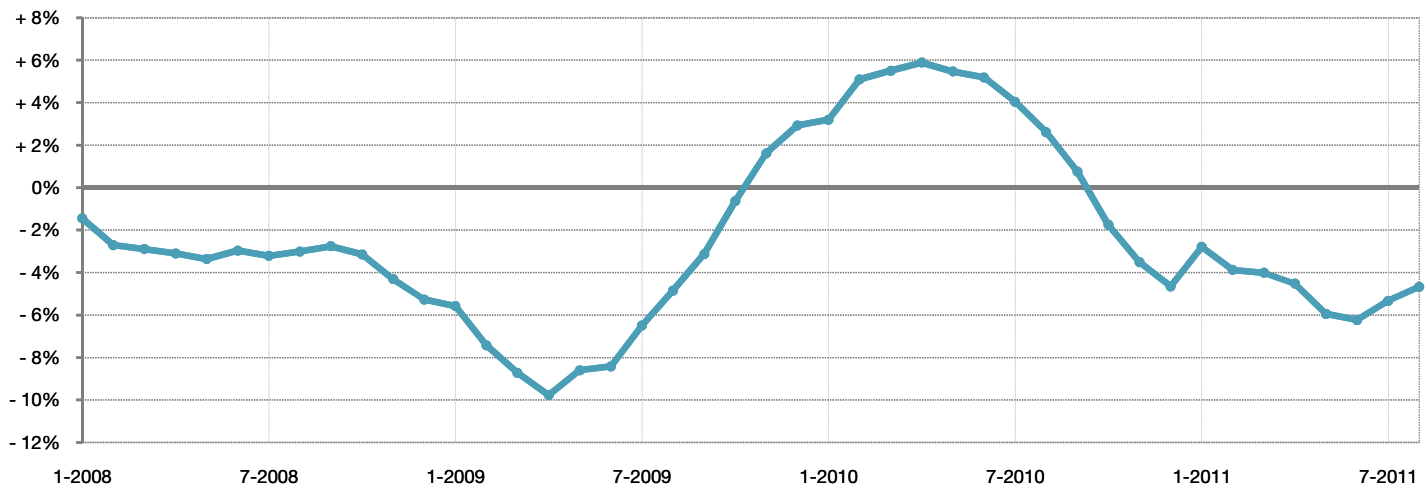
Median Sales Price

■ 2010 ■ 2011



Change in Median Sales Price from Prior Year (6-Month Average)**

Entire MLS —



** Each dot represents the change in median sales price from the prior year using a 6-month weighted average. This means that each of the 6 months used in a dot are proportioned according to their share of sales during that period. | All data comes from the Columbus Board of REALTORS® Multiple Listing Service (MLS). | Powered by 10K Research and Marketing. | Page 1 of 2

Local Market Update – August 2011

A RESEARCH TOOL PROVIDED BY THE COLUMBUS BOARD OF REALTORS®
 BASED ON RESIDENTIAL LISTING DATA ONLY

Entire MLS

Includes all of Franklin, Delaware, Fayette, Madison, Morrow, Pickaway and Union Counties, and parts of Champagne, Clark, Hocking, Licking, Fairfield, Knox, Logan, Marion, Muskingham, Perry and Ross Counties

