

Local Market Update – September 2011

A RESEARCH TOOL PROVIDED BY THE COLUMBUS BOARD OF REALTORS®
BASED ON RESIDENTIAL LISTING DATA ONLY

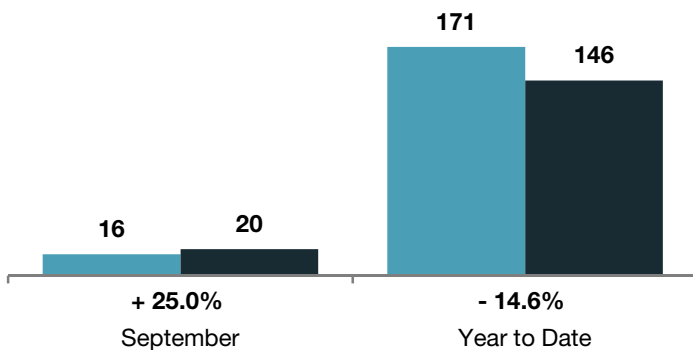
Morrow County

September Year to Date

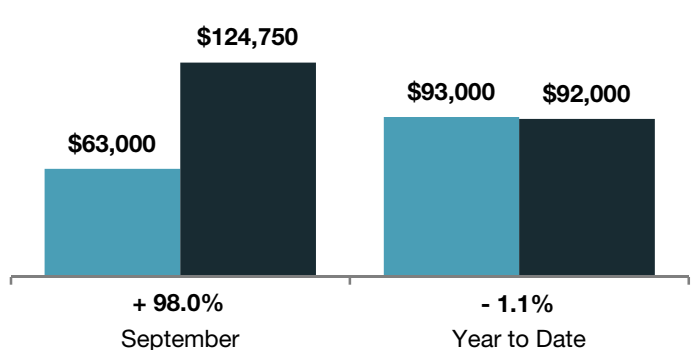
	2010	2011	+ / -	2010	2011	+ / -
Closed Sales	16	20	+ 25.0%	171	146	- 14.6%
In Contracts	15	23	+ 53.3%	182	180	- 1.1%
Average Sales Price*	\$67,583	\$130,275	+ 92.8%	\$104,372	\$102,088	- 2.2%
Median Sales Price*	\$63,000	\$124,750	+ 98.0%	\$93,000	\$92,000	- 1.1%
Average Price per Square Foot*	\$49.35	\$86.87	+ 76.0%	\$63.96	\$62.48	- 2.3%
Percent of Original List Price Received*	82.8%	91.6%	+ 10.6%	89.5%	89.6%	+ 0.1%
Percent of Last List Price Received*	84.4%	93.8%	+ 11.2%	94.2%	95.0%	+ 0.9%
Days on Market Until Sale	62	88	+ 42.4%	95	101	+ 6.7%
New Listings	32	32	0.0%	365	290	- 20.5%
Median List Price of New Listings	\$114,900	\$133,450	+ 16.1%	\$114,000	\$117,200	+ 2.8%
Median List Price at Time of Sale	\$69,900	\$125,250	+ 79.2%	\$99,500	\$95,450	- 4.1%
Inventory of Homes for Sale	202	161	- 20.3%	--	--	--
Months Supply of Inventory	10.5	9.4	- 10.6%	--	--	--

* Does not account for seller concessions. | Activity for one month can sometimes look extreme due to small sample size.

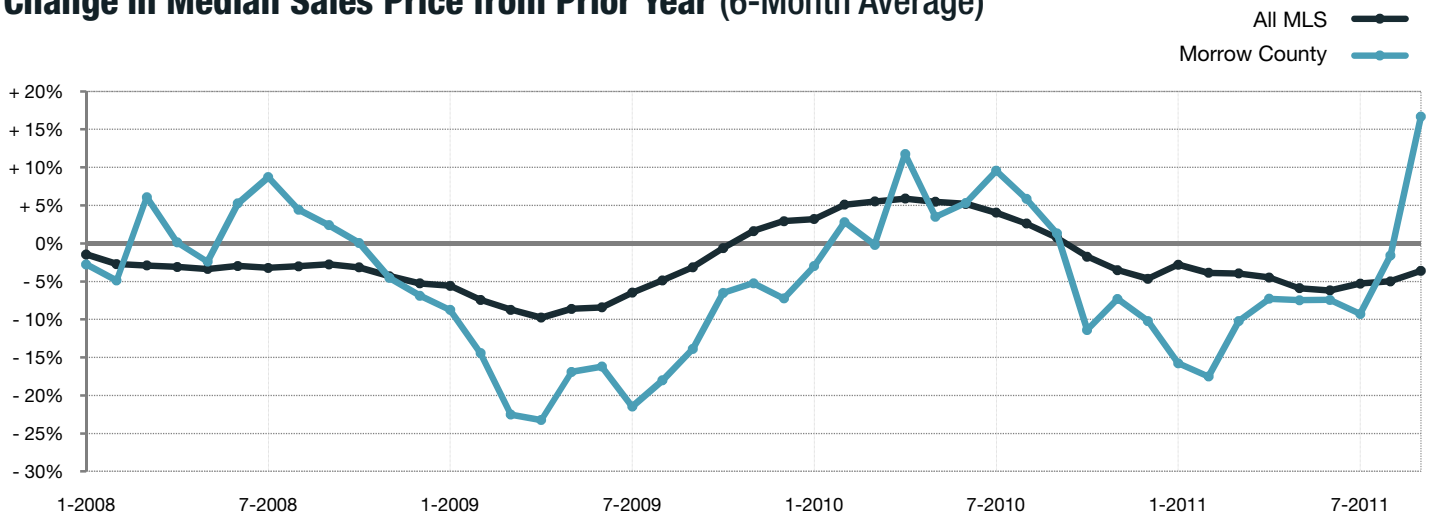
Closed Sales



Median Sales Price



Change in Median Sales Price from Prior Year (6-Month Average)**



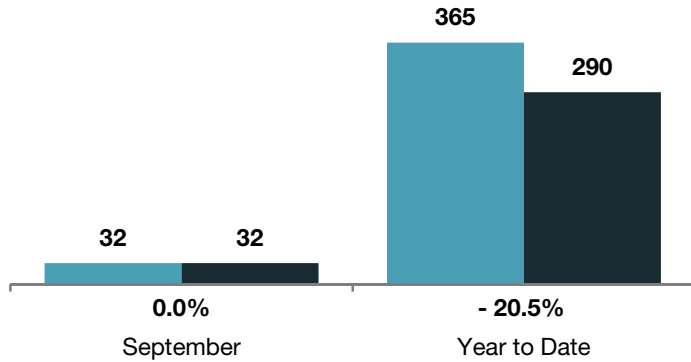
** Each dot represents the change in median sales price from the prior year using a 6-month weighted average. This means that each of the 6 months used in a dot are proportioned according to their share of sales during that period. | All data comes from the Columbus Board of REALTORS® Multiple Listing Service (MLS). | Powered by 10K Research and Marketing. | Page 1 of 2

Local Market Update – September 2011

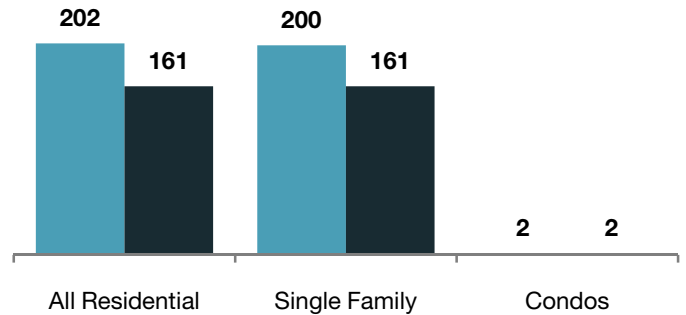
A RESEARCH TOOL PROVIDED BY THE COLUMBUS BOARD OF REALTORS®
 BASED ON RESIDENTIAL LISTING DATA ONLY

Morrow County

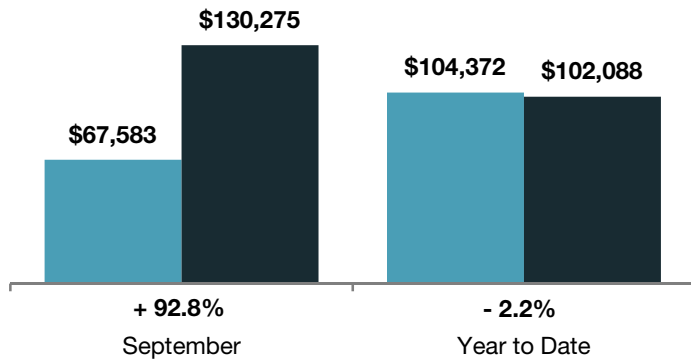
New Listings



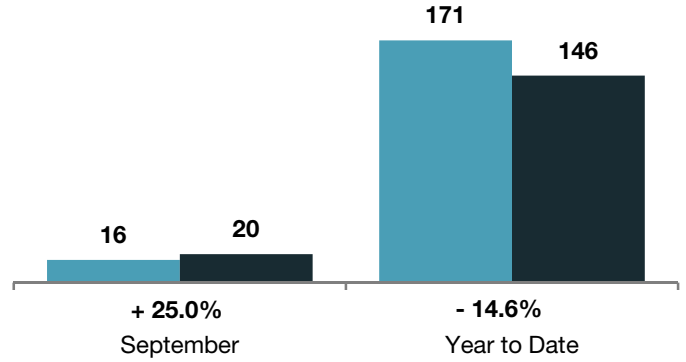
Inventory of Homes for Sale



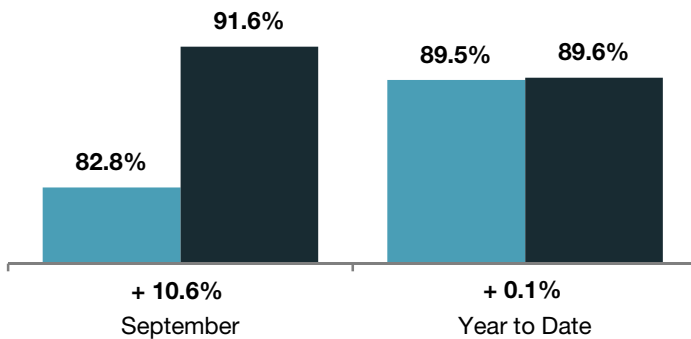
Average Sales Price



Single Family Sales



Pct. of Orig. List Price Received



Condo Sales

