

# Local Market Update – September 2012

A RESEARCH TOOL PROVIDED BY THE COLUMBUS BOARD OF REALTORS®  
BASED ON RESIDENTIAL LISTING DATA ONLY



THE COLUMBUS  
BOARD OF REALTORS®  
[www.ColumbusRealtors.com](http://www.ColumbusRealtors.com)

## Delaware County

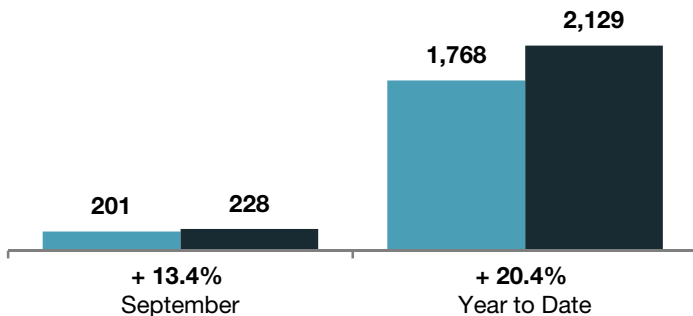
### September

### Year to Date

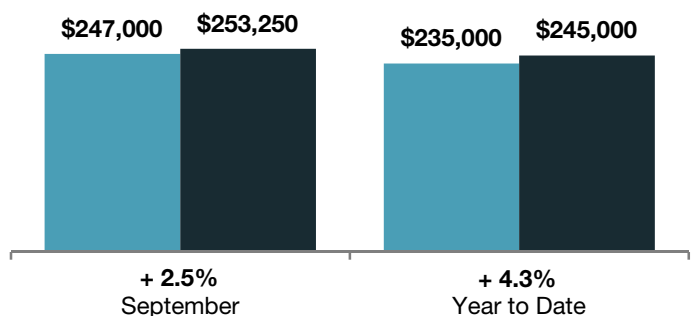
	2011	2012	+ / -	2011	2012	+ / -
Closed Sales	201	<b>228</b>	+ 13.4%	1,768	<b>2,129</b>	+ 20.4%
In Contracts	175	<b>304</b>	+ 73.7%	1,862	<b>2,472</b>	+ 32.8%
Average Sales Price*	\$272,497	<b>\$271,291</b>	- 0.4%	\$267,279	<b>\$270,533</b>	+ 1.2%
Median Sales Price*	\$247,000	<b>\$253,250</b>	+ 2.5%	\$235,000	<b>\$245,000</b>	+ 4.3%
Average Price per Square Foot*	\$107.94	<b>\$113.84</b>	+ 5.5%	\$107.13	<b>\$108.28</b>	+ 1.1%
Percent of Original List Price Received*	91.3%	<b>94.8%</b>	+ 3.8%	92.4%	<b>93.8%</b>	+ 1.6%
Percent of Last List Price Received*	95.3%	<b>97.1%</b>	+ 1.8%	96.0%	<b>96.8%</b>	+ 0.8%
Days on Market Until Sale	111	<b>85</b>	- 23.3%	102	<b>91</b>	- 11.3%
New Listings	277	<b>280</b>	+ 1.1%	3,371	<b>3,347</b>	- 0.7%
Median List Price of New Listings	\$254,900	<b>\$264,950</b>	+ 3.9%	\$259,000	<b>\$254,500</b>	- 1.7%
Median List Price at Time of Sale	\$249,900	<b>\$264,900</b>	+ 6.0%	\$243,000	<b>\$250,000</b>	+ 2.9%
Inventory of Homes for Sale	1,750	<b>1,162</b>	- 33.6%	--	--	--
Months Supply of Inventory	9.2	<b>4.9</b>	- 46.3%	--	--	--

\* Does not account for seller concessions. | Activity for one month can sometimes look extreme due to small sample size.

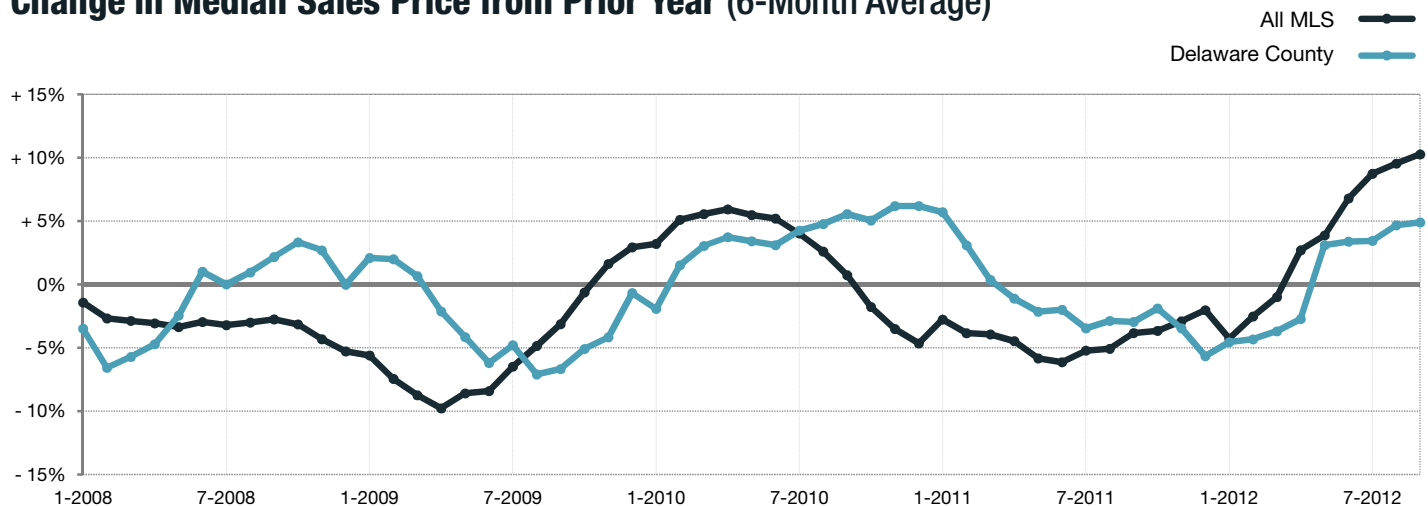
### Closed Sales



### Median Sales Price



### Change in Median Sales Price from Prior Year (6-Month Average)\*\*



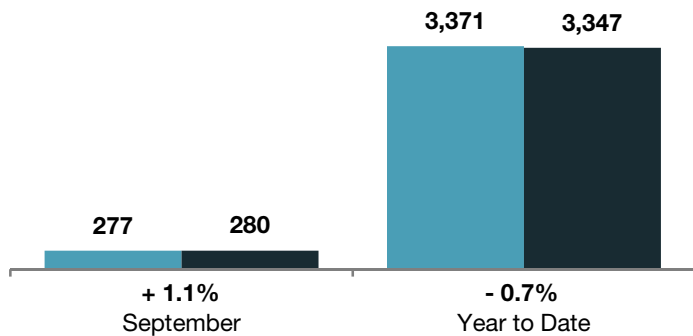
\*\* Each dot represents the change in median sales price from the prior year using a 6-month weighted average. This means that each of the 6 months used in a dot are proportioned according to their share of sales during that period. | All data comes from the Columbus Board of REALTORS® Multiple Listing Service (MLS). | Powered by 10K Research and Marketing. | Page 1 of 2

# Local Market Update – September 2012

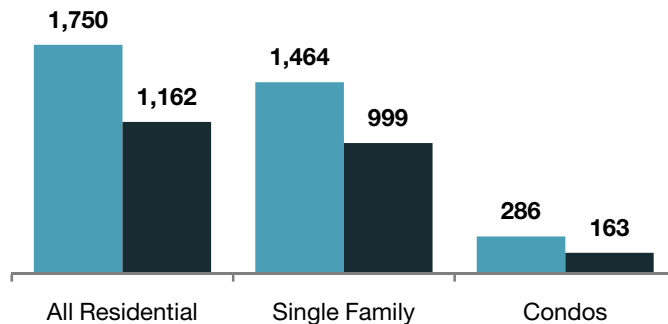
A RESEARCH TOOL PROVIDED BY THE COLUMBUS BOARD OF REALTORS®  
 BASED ON RESIDENTIAL LISTING DATA ONLY

## Delaware County

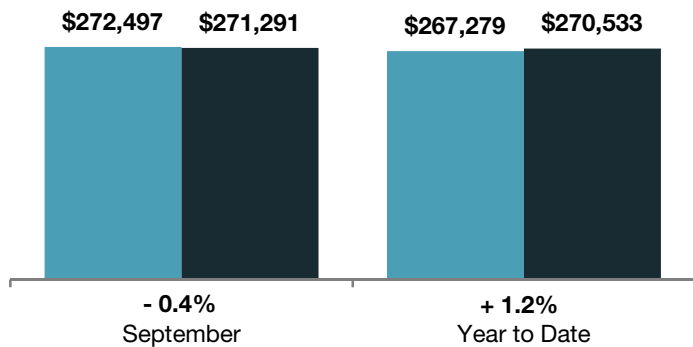
**New Listings** ■ 2011 ■ 2012



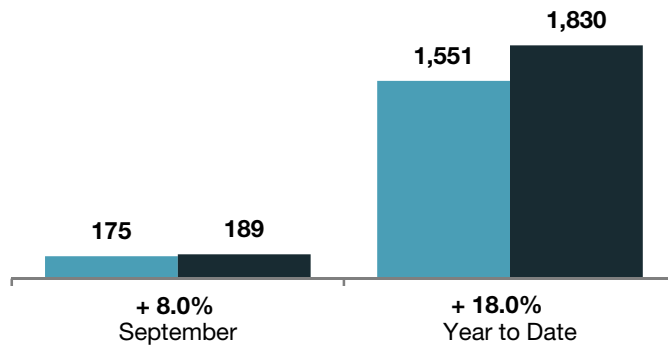
**Inventory of Homes for Sale** ■ 2011 ■ 2012



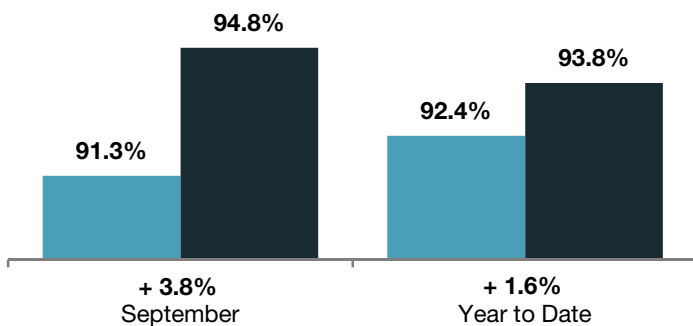
**Average Sales Price** ■ 2011 ■ 2012



**Single Family Sales** ■ 2011 ■ 2012



**Pct. of Orig. List Price Received** ■ 2011 ■ 2012



**Condo Sales** ■ 2011 ■ 2012

