

# Local Market Update – October 2012

A RESEARCH TOOL PROVIDED BY THE COLUMBUS BOARD OF REALTORS®  
BASED ON RESIDENTIAL LISTING DATA ONLY

## Entire MLS

Includes all of Franklin, Delaware, Fayette, Licking, Madison, Morrow, Pickaway and Union Counties, and parts of Athens, Champagne, Clark, Clinton, Fairfield, Hocking, Knox, Logan, Marion, Muskingum, Perry and Ross Counties

### October

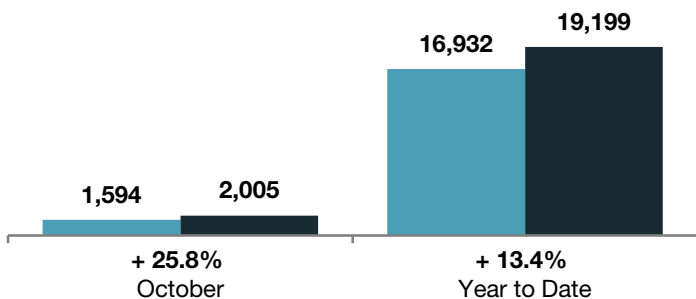
### Year to Date

	2011	2012	+ / -	2011	2012	+ / -
Closed Sales	1,594	2,005	+ 25.8%	16,932	19,199	+ 13.4%
In Contracts	--	2,597	--	--	21,564	--
Average Sales Price	\$148,838	\$163,371	+ 9.8%	\$157,332	\$168,642	+ 7.2%
Median Sales Price**	\$120,000	\$132,500	+ 10.4%	\$128,844	\$139,900	+ 8.6%
Average Price per Square Foot**	\$78.56	\$86.19	+ 9.7%	\$80.72	\$86.47	+ 7.1%
Percent of Original List Price Received**	89.2%	92.0%	+ 3.1%	89.6%	91.8%	+ 2.4%
Percent of Last List Price Received**	94.5%	95.9%	+ 1.5%	94.8%	95.8%	+ 1.0%
Days on Market Until Sale	101	84	- 16.5%	100	90	- 9.6%
New Listings	2,467	2,766	+ 12.1%	31,486	31,194	- 0.9%
Median List Price of New Listings	\$129,900	\$139,900	+ 7.7%	\$141,900	\$144,900	+ 2.1%
Median List Price at Time of Sale	\$127,000	\$139,000	+ 9.4%	\$134,500	\$144,900	+ 7.7%
Inventory of Homes for Sale	--	11,099	--	--	--	--
Months Supply of Inventory	--	6.1	--	--	--	--

\*\* Does not account for seller concessions.

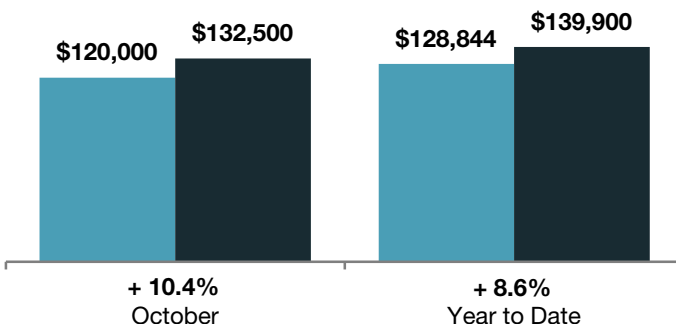
### Closed Sales

■ 2011 ■ 2012



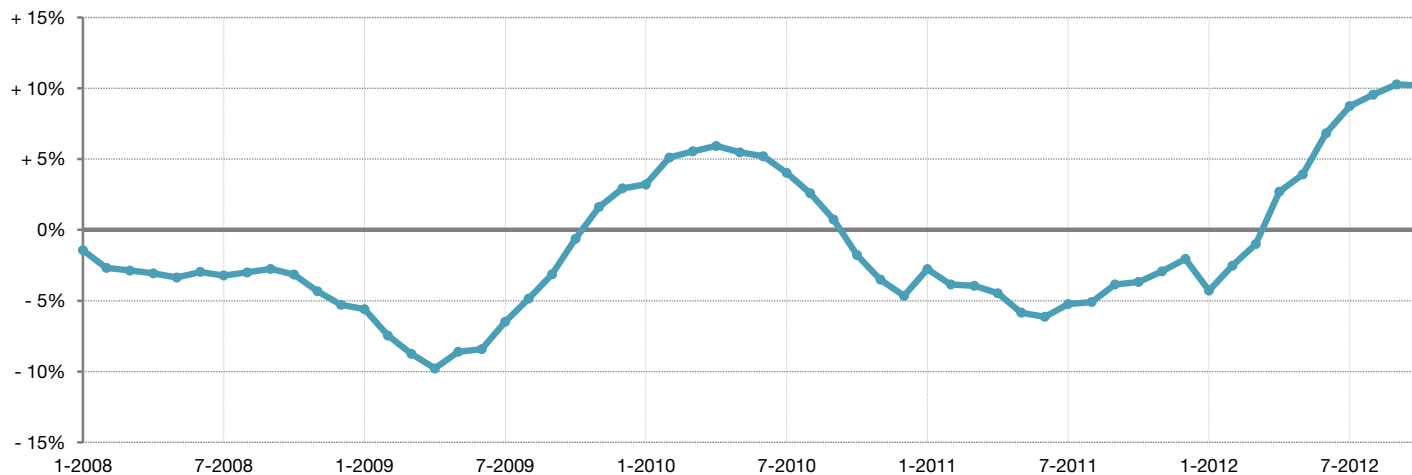
### Median Sales Price

■ 2011 ■ 2012



### Change in Median Sales Price from Prior Year (6-Month Average)†

Entire MLS



† Each dot represents the change in median sales price from the prior year using a 6-month weighted average. This means that each of the 6 months used in a dot are proportioned according to their share of sales during that period. | Current as of November 27, 2012. All data from Columbus Board of REALTORS® Multiple Listing Service (MLS). | Powered by 10K Research and Marketing. | Page 1 of 2

# Local Market Update – October 2012

A RESEARCH TOOL PROVIDED BY THE COLUMBUS BOARD OF REALTORS®  
 BASED ON RESIDENTIAL LISTING DATA ONLY

## Entire MLS

Includes all of Franklin, Delaware, Fayette, Licking, Madison, Morrow, Pickaway and Union Counties, and parts of Athens, Champagne, Clark, Clinton, Fairfield, Hocking, Knox, Logan, Marion, Muskingum, Perry and Ross Counties

