

Local Market Update – January 2013

A RESEARCH TOOL PROVIDED BY THE COLUMBUS BOARD OF REALTORS®
BASED ON RESIDENTIAL LISTING DATA ONLY

Logan County

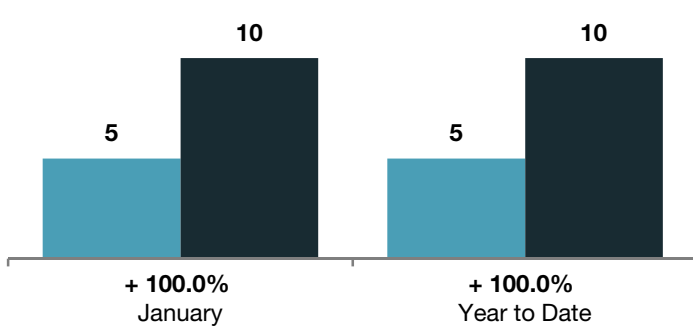
January

Year to Date

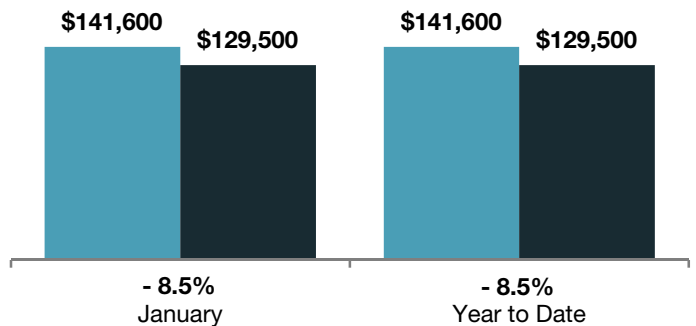
	2012	2013	+ / -	2012	2013	+ / -
Closed Sales	5	10	+ 100.0%	5	10	+ 100.0%
In Contracts	--	12	--	--	12	--
Average Sales Price	\$110,620	\$131,650	+ 19.0%	\$110,620	\$131,650	+ 19.0%
Median Sales Price**	\$141,600	\$129,500	- 8.5%	\$141,600	\$129,500	- 8.5%
Average Price per Square Foot**	\$77.64	\$79.68	+ 2.6%	\$77.64	\$79.68	+ 2.6%
Percent of Original List Price Received**	80.6%	87.7%	+ 8.8%	80.6%	87.7%	+ 8.8%
Percent of Last List Price Received**	91.1%	93.7%	+ 2.9%	91.1%	93.7%	+ 2.9%
Days on Market Until Sale	142	83	- 41.4%	142	83	- 41.4%
New Listings	14	15	+ 7.1%	14	15	+ 7.1%
Median List Price of New Listings	\$109,700	\$110,000	+ 0.3%	\$109,700	\$110,000	+ 0.3%
Median List Price at Time of Sale	\$155,000	\$130,000	- 16.1%	\$155,000	\$130,000	- 16.1%
Inventory of Homes for Sale	--	76	--	--	--	--
Months Supply of Inventory	--	7.3	--	--	--	--

** Does not account for seller concessions.

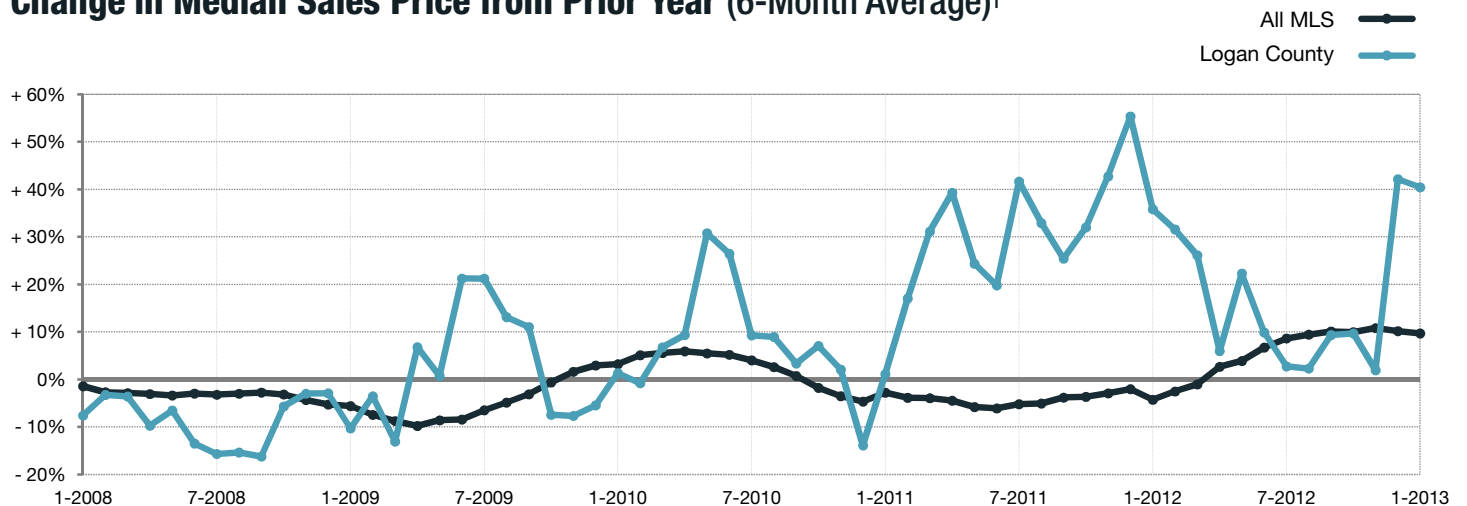
Closed Sales



Median Sales Price



Change in Median Sales Price from Prior Year (6-Month Average)†



† Each dot represents the change in median sales price from the prior year using a 6-month weighted average. This means that each of the 6 months used in a dot are proportioned according to their share of sales during that period. | Current as of February 12, 2013. All data from Columbus Board of REALTORS® Multiple Listing Service (MLS). | Powered by 10K Research and Marketing. | Page 1 of 2

Local Market Update – January 2013

A RESEARCH TOOL PROVIDED BY THE COLUMBUS BOARD OF REALTORS®
BASED ON RESIDENTIAL LISTING DATA ONLY

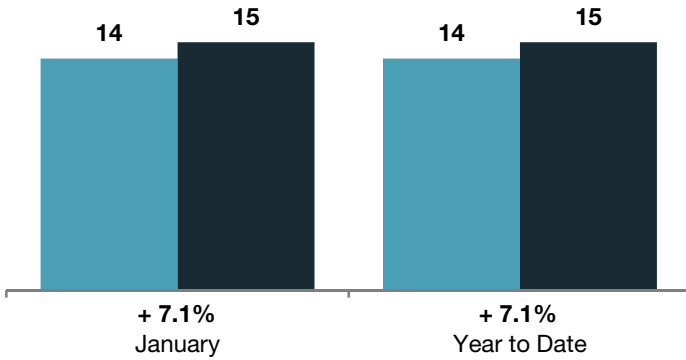


THE COLUMBUS
BOARD OF REALTORS®
www.ColumbusRealtors.com

Logan County

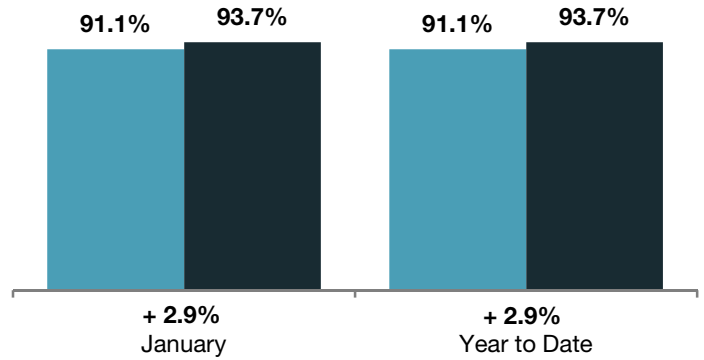
New Listings

■ 2012 ■ 2013



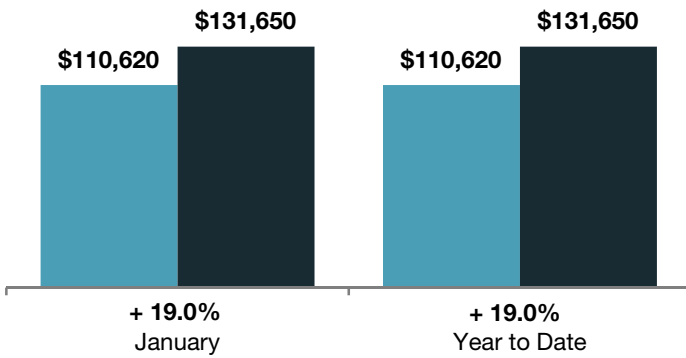
Pct of Last List Price Received

■ 2012 ■ 2013



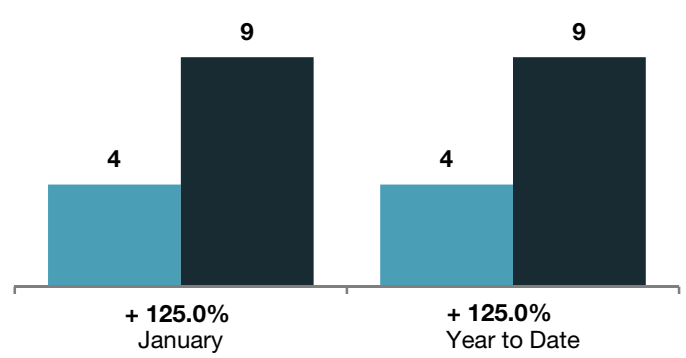
Average Sales Price

■ 2012 ■ 2013



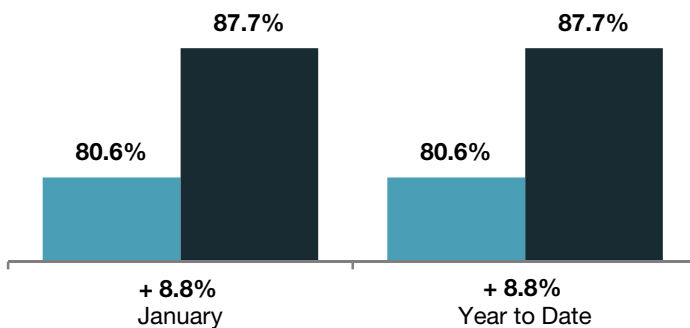
Single Family Sales

■ 2012 ■ 2013



Pct. of Orig. List Price Received

■ 2012 ■ 2013



Condo Sales

■ 2012 ■ 2013

