

Local Market Update – January 2013

A RESEARCH TOOL PROVIDED BY THE COLUMBUS BOARD OF REALTORS®
BASED ON RESIDENTIAL LISTING DATA ONLY



THE COLUMBUS
BOARD OF REALTORS®
www.ColumbusRealtors.com

Union County

January

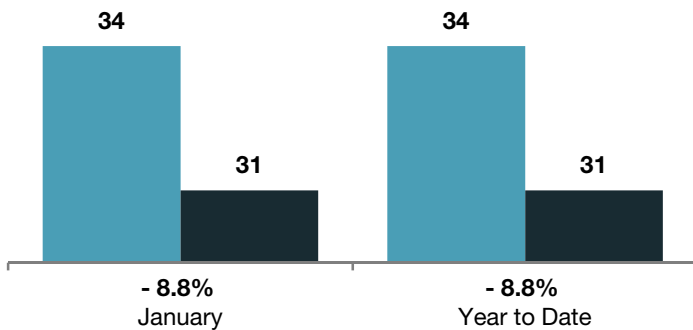
Year to Date

	2012	2013	+ / -	2012	2013	+ / -
Closed Sales	34	31	- 8.8%	34	31	- 8.8%
In Contracts	--	66	--	--	66	--
Average Sales Price	\$181,577	\$214,193	+ 18.0%	\$181,577	\$214,193	+ 18.0%
Median Sales Price**	\$140,775	\$175,000	+ 24.3%	\$140,775	\$175,000	+ 24.3%
Average Price per Square Foot**	\$75.67	\$81.20	+ 7.3%	\$75.67	\$81.20	+ 7.3%
Percent of Original List Price Received**	86.1%	92.5%	+ 7.4%	86.1%	92.5%	+ 7.4%
Percent of Last List Price Received**	93.3%	97.6%	+ 4.6%	93.3%	97.6%	+ 4.6%
Days on Market Until Sale	115	92	- 20.4%	115	92	- 20.4%
New Listings	78	59	- 24.4%	78	59	- 24.4%
Median List Price of New Listings	\$187,500	\$215,000	+ 14.7%	\$187,500	\$215,000	+ 14.7%
Median List Price at Time of Sale	\$146,900	\$179,000	+ 21.9%	\$146,900	\$179,000	+ 21.9%
Inventory of Homes for Sale	--	271	--	--	--	--
Months Supply of Inventory	--	5.3	--	--	--	--

** Does not account for seller concessions.

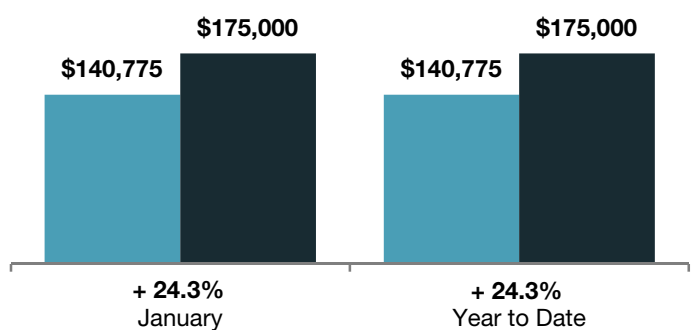
Closed Sales

■ 2012 ■ 2013



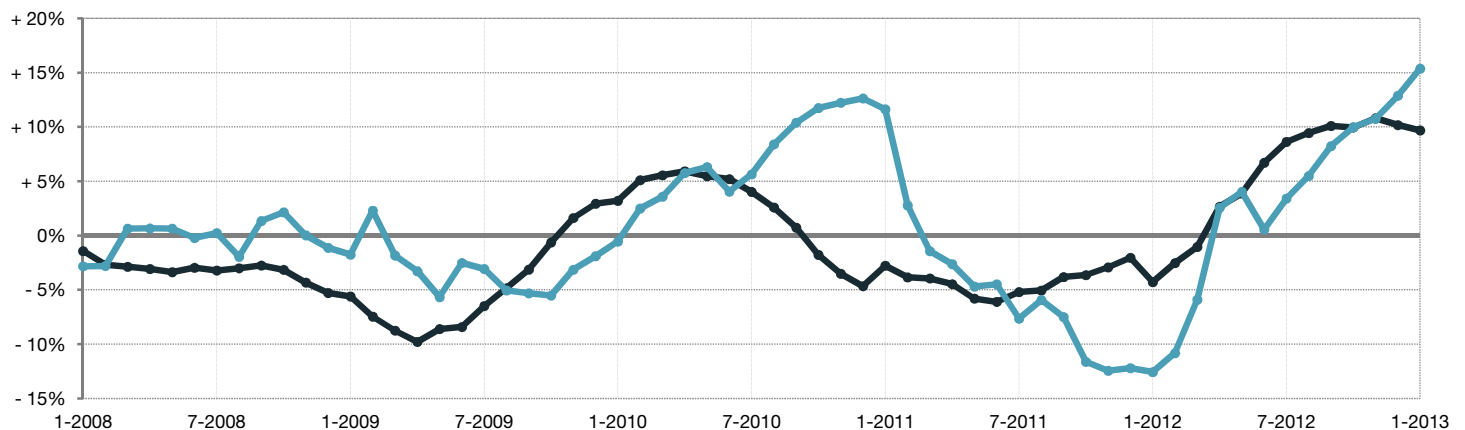
Median Sales Price

■ 2012 ■ 2013



Change in Median Sales Price from Prior Year (6-Month Average)†

All MLS —
Union County —



† Each dot represents the change in median sales price from the prior year using a 6-month weighted average. This means that each of the 6 months used in a dot are proportioned according to their share of sales during that period. | Current as of February 12, 2013. All data from Columbus Board of REALTORS® Multiple Listing Service (MLS). | Powered by 10K Research and Marketing. | Page 1 of 2

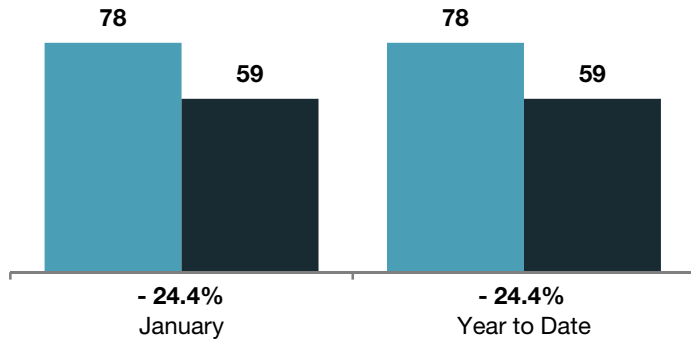
Local Market Update – January 2013

A RESEARCH TOOL PROVIDED BY THE COLUMBUS BOARD OF REALTORS®
 BASED ON RESIDENTIAL LISTING DATA ONLY

Union County

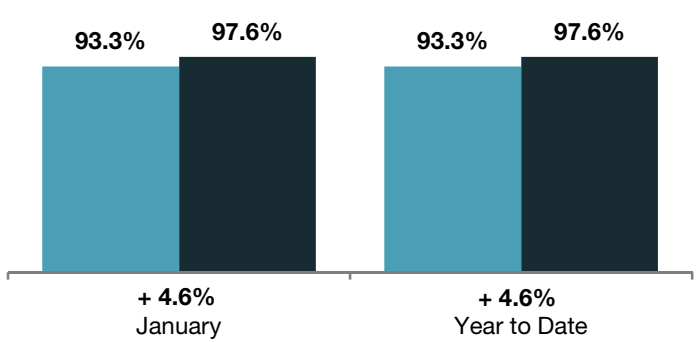
New Listings

■ 2012 ■ 2013



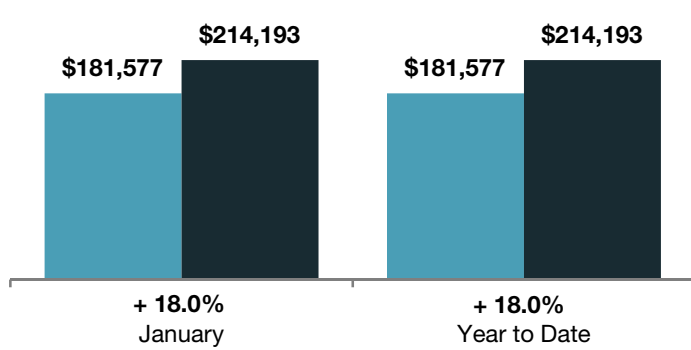
Pct of Last List Price Received

■ 2012 ■ 2013



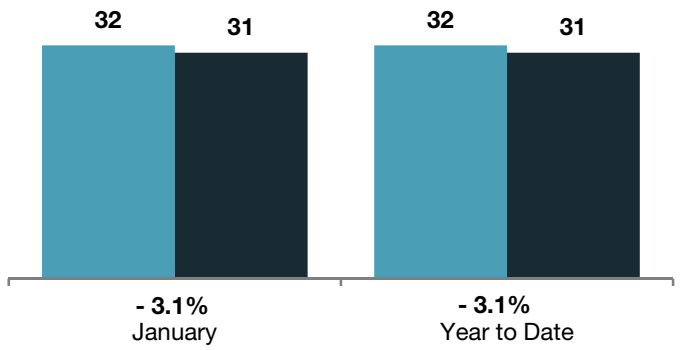
Average Sales Price

■ 2012 ■ 2013



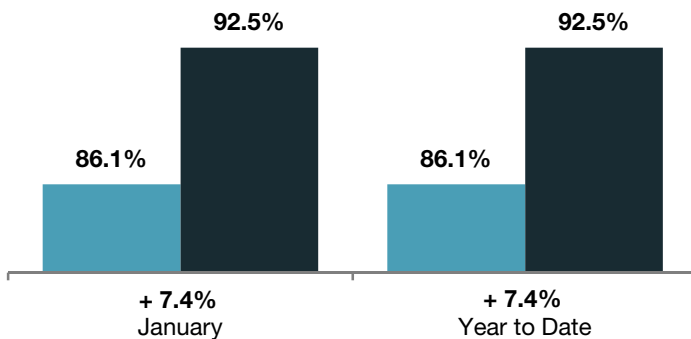
Single Family Sales

■ 2012 ■ 2013



Pct. of Orig. List Price Received

■ 2012 ■ 2013



Condo Sales

■ 2012 ■ 2013

