

Local Market Update – February 2013

A RESEARCH TOOL PROVIDED BY THE COLUMBUS BOARD OF REALTORS®
BASED ON RESIDENTIAL LISTING DATA ONLY

Delaware County

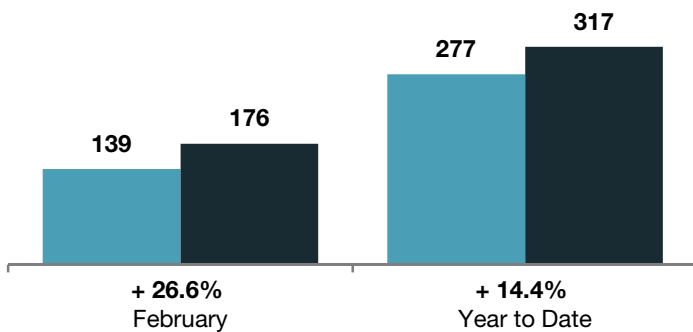
February

Year to Date

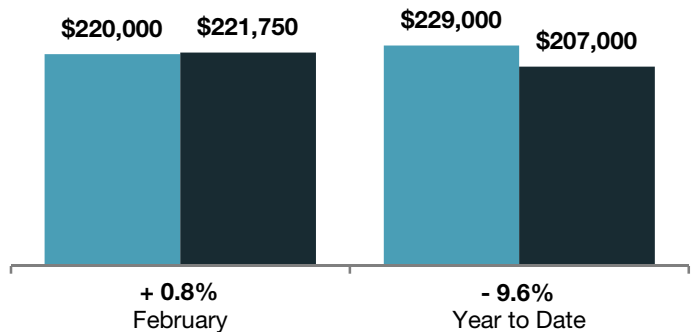
	2012	2013	+ / -	2012	2013	+ / -
Closed Sales	139	176	+ 26.6%	277	317	+ 14.4%
In Contracts	--	303	--	--	538	--
Average Sales Price	\$244,791	\$252,666	+ 3.2%	\$249,140	\$247,345	- 0.7%
Median Sales Price**	\$220,000	\$221,750	+ 0.8%	\$229,000	\$207,000	- 9.6%
Average Price per Square Foot**	\$98.86	\$104.40	+ 5.1%	\$101.24	\$103.88	+ 3.0%
Percent of Original List Price Received**	90.9%	92.5%	+ 1.8%	91.3%	92.4%	+ 1.2%
Percent of Last List Price Received**	95.6%	96.7%	+ 1.2%	95.8%	96.3%	+ 0.5%
Days on Market Until Sale	105	96	- 8.6%	115	87	- 24.3%
New Listings	326	321	- 1.5%	644	598	- 7.1%
Median List Price of New Listings	\$249,995	\$279,900	+ 12.0%	\$246,000	\$279,900	+ 13.8%
Median List Price at Time of Sale	\$239,900	\$229,900	- 4.2%	\$239,000	\$214,000	- 10.5%
Inventory of Homes for Sale	--	850	--	--	--	--
Months Supply of Inventory	--	3.6	--	--	--	--

** Does not account for seller concessions.

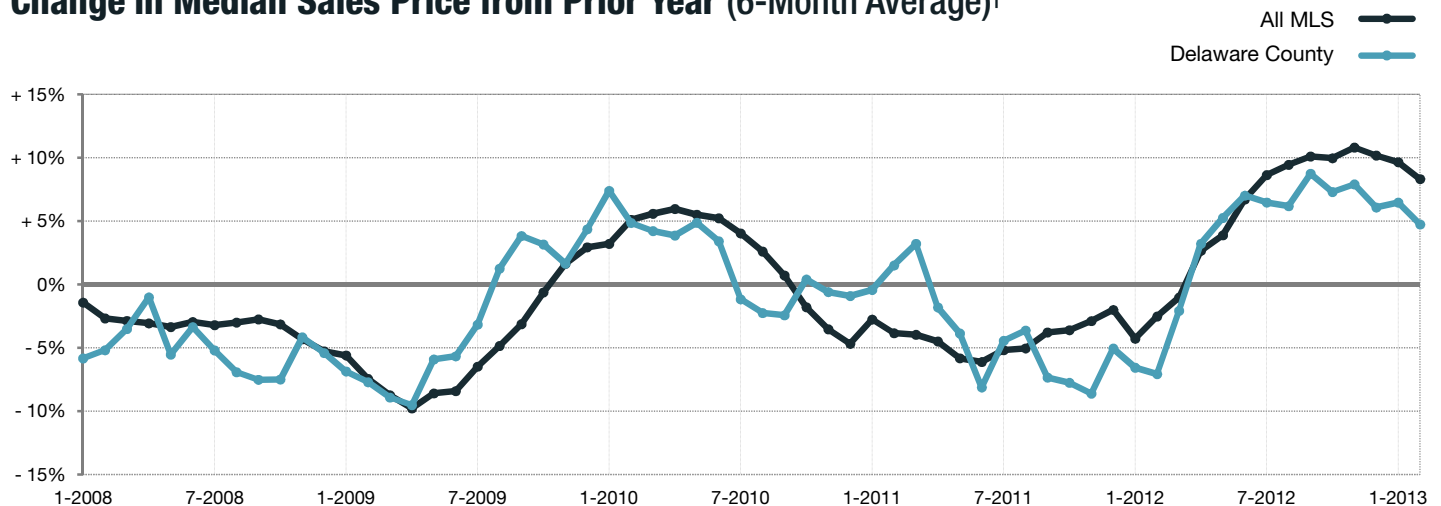
Closed Sales



Median Sales Price



Change in Median Sales Price from Prior Year (6-Month Average)†



† Each dot represents the change in median sales price from the prior year using a 6-month weighted average. This means that each of the 6 months used in a dot are proportioned according to their share of sales during that period. | Current as of March 12, 2013. All data from Columbus Board of REALTORS® Multiple Listing Service (MLS). | Powered by 10K Research and Marketing. | Page 1 of 2

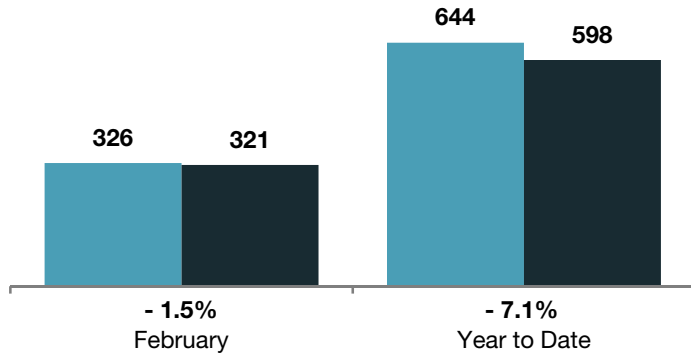
Local Market Update – February 2013

A RESEARCH TOOL PROVIDED BY THE COLUMBUS BOARD OF REALTORS®
 BASED ON RESIDENTIAL LISTING DATA ONLY

Delaware County

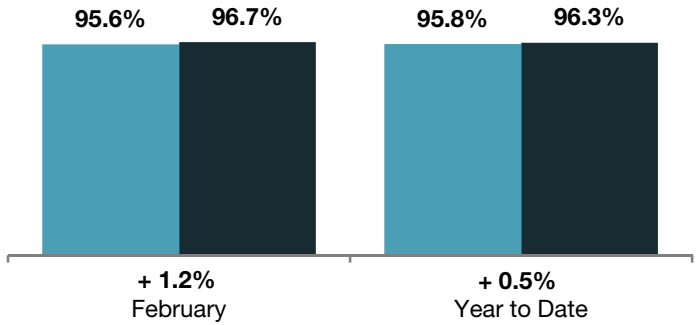
New Listings

■ 2012 ■ 2013



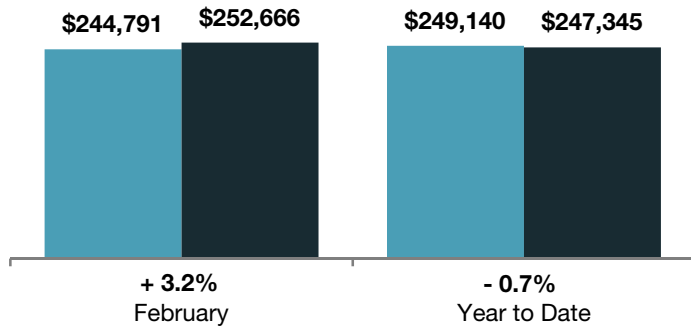
Pct of Last List Price Received

■ 2012 ■ 2013



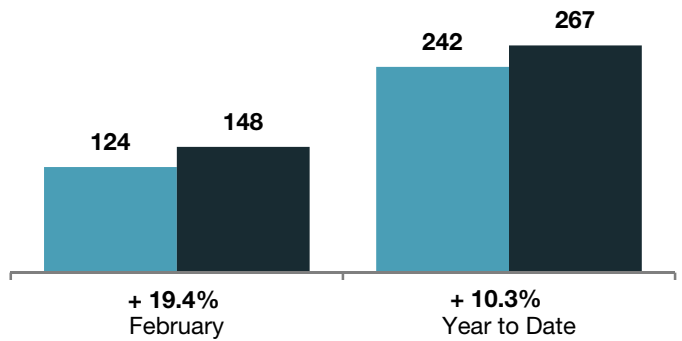
Average Sales Price

■ 2012 ■ 2013



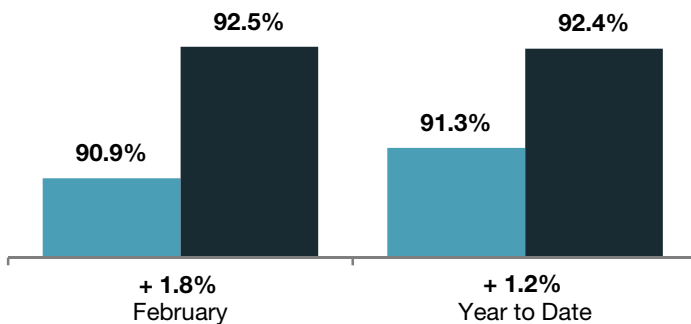
Single Family Sales

■ 2012 ■ 2013



Pct. of Orig. List Price Received

■ 2012 ■ 2013



Condo Sales

■ 2012 ■ 2013

