

Local Market Update – April 2013

A RESEARCH TOOL PROVIDED BY THE COLUMBUS BOARD OF REALTORS®
BASED ON RESIDENTIAL LISTING DATA ONLY

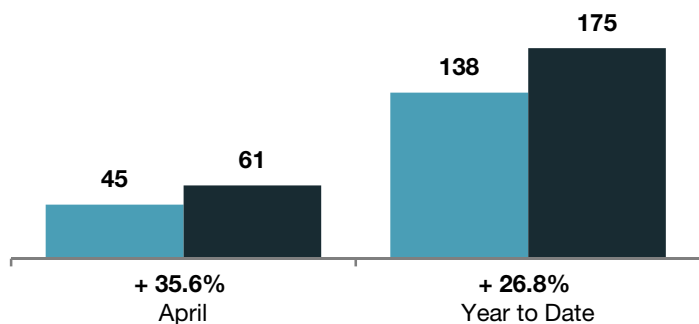
Beechwold / Clintonville

Franklin County (43214, 43202)

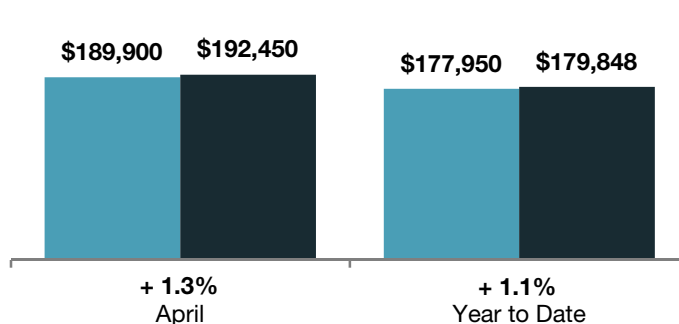
	April			Year to Date		
	2012	2013	+ / -	2012	2013	+ / -
Closed Sales	45	61	+ 35.6%	138	175	+ 26.8%
In Contracts	--	104	--	--	250	--
Average Sales Price	\$190,136	\$218,563	+ 15.0%	\$178,226	\$192,107	+ 7.8%
Median Sales Price**	\$189,900	\$192,450	+ 1.3%	\$177,950	\$179,848	+ 1.1%
Average Price per Square Foot**	\$132.54	\$142.61	+ 7.5%	\$121.19	\$129.21	+ 6.6%
Percent of Original List Price Received**	93.5%	96.3%	+ 3.0%	89.8%	94.1%	+ 4.8%
Percent of Last List Price Received**	97.0%	97.9%	+ 0.9%	95.7%	97.0%	+ 1.4%
Days on Market Until Sale	92	49	- 46.7%	114	68	- 40.4%
New Listings	80	93	+ 16.3%	258	259	+ 0.4%
Median List Price of New Listings	\$199,200	\$194,900	- 2.2%	\$184,450	\$179,900	- 2.5%
Median List Price at Time of Sale	\$190,000	\$197,950	+ 4.2%	\$184,900	\$183,000	- 1.0%
Inventory of Homes for Sale	--	132	--	--	--	--
Months Supply of Inventory	--	2.8	--	--	--	--

** Does not account for seller concessions.

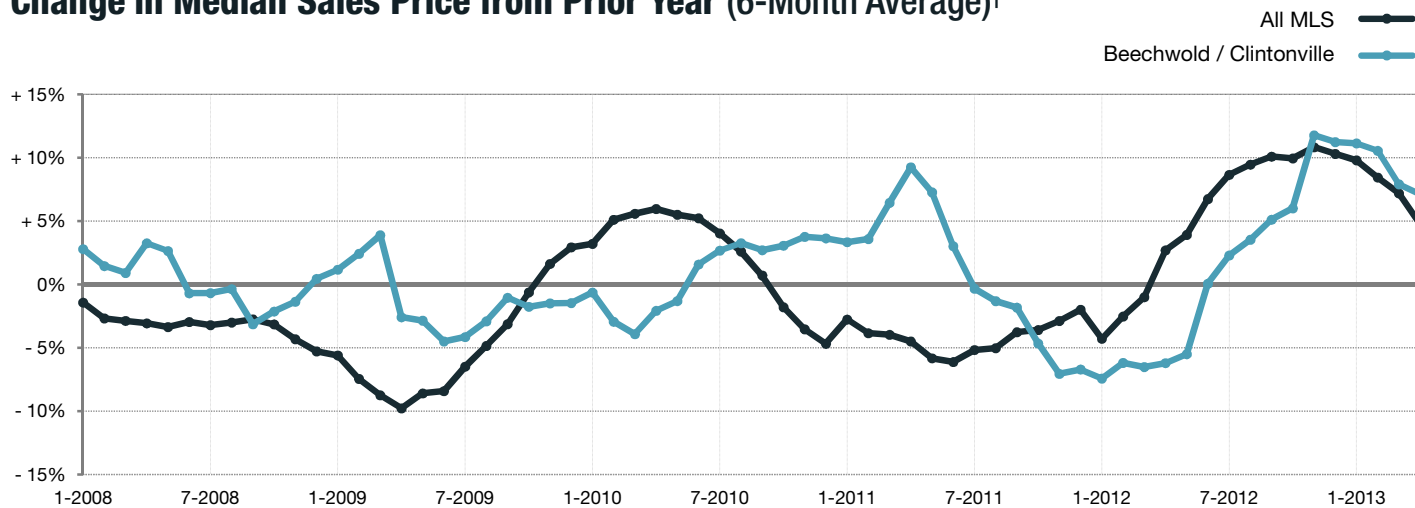
Closed Sales



Median Sales Price



Change in Median Sales Price from Prior Year (6-Month Average)†



† Each dot represents the change in median sales price from the prior year using a 6-month weighted average. This means that each of the 6 months used in a dot are proportioned according to their share of sales during that period. | Current as of May 12, 2013. All data from Columbus Board of REALTORS® Multiple Listing Service (MLS). | Powered by 10K Research and Marketing. | Page 1 of 2

Local Market Update – April 2013

A RESEARCH TOOL PROVIDED BY THE COLUMBUS BOARD OF REALTORS®
 BASED ON RESIDENTIAL LISTING DATA ONLY

Beechwold / Clintonville

Franklin County (43214, 43202)

