

Local Market Update – April 2013

A RESEARCH TOOL PROVIDED BY THE COLUMBUS BOARD OF REALTORS®
BASED ON RESIDENTIAL LISTING DATA ONLY

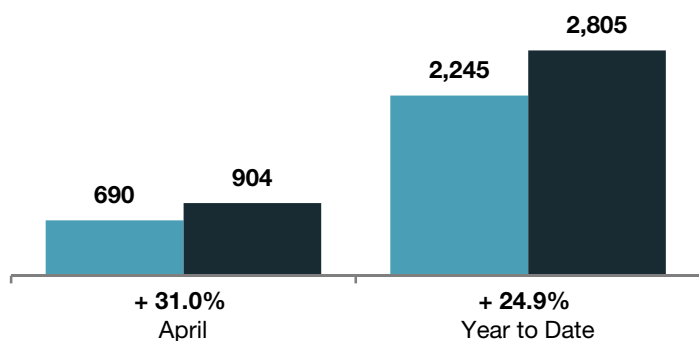
Columbus (Corp.)

Franklin, Fairfield and Delaware Counties

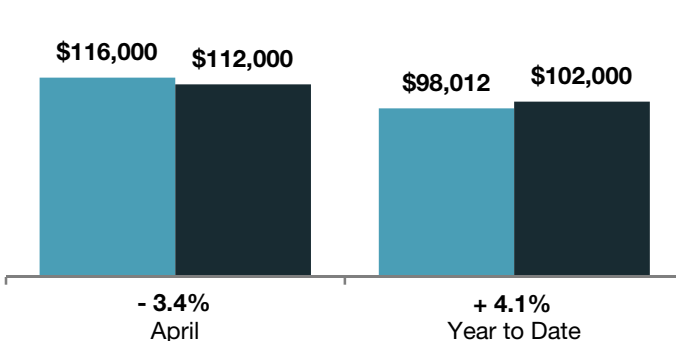
	April			Year to Date		
	2012	2013	+ / -	2012	2013	+ / -
Closed Sales	690	904	+ 31.0%	2,245	2,805	+ 24.9%
In Contracts	--	1,463	--	--	4,027	--
Average Sales Price	\$128,452	\$122,504	- 4.6%	\$113,889	\$115,975	+ 1.8%
Median Sales Price**	\$116,000	\$112,000	- 3.4%	\$98,012	\$102,000	+ 4.1%
Average Price per Square Foot**	\$79.68	\$77.77	- 2.5%	\$70.90	\$73.47	+ 2.8%
Percent of Original List Price Received**	92.5%	93.3%	+ 0.9%	89.7%	91.9%	+ 2.5%
Percent of Last List Price Received**	96.1%	96.6%	+ 0.5%	94.7%	95.6%	+ 1.0%
Days on Market Until Sale	90	67	- 25.6%	100	72	- 28.0%
New Listings	1,339	1,439	+ 7.5%	4,532	4,784	+ 5.6%
Median List Price of New Listings	\$117,000	\$127,900	+ 9.3%	\$115,000	\$117,500	+ 2.2%
Median List Price at Time of Sale	\$119,900	\$114,950	- 4.1%	\$104,900	\$107,900	+ 2.9%
Inventory of Homes for Sale	--	3,370	--	--	--	--
Months Supply of Inventory	--	4.5	--	--	--	--

** Does not account for seller concessions.

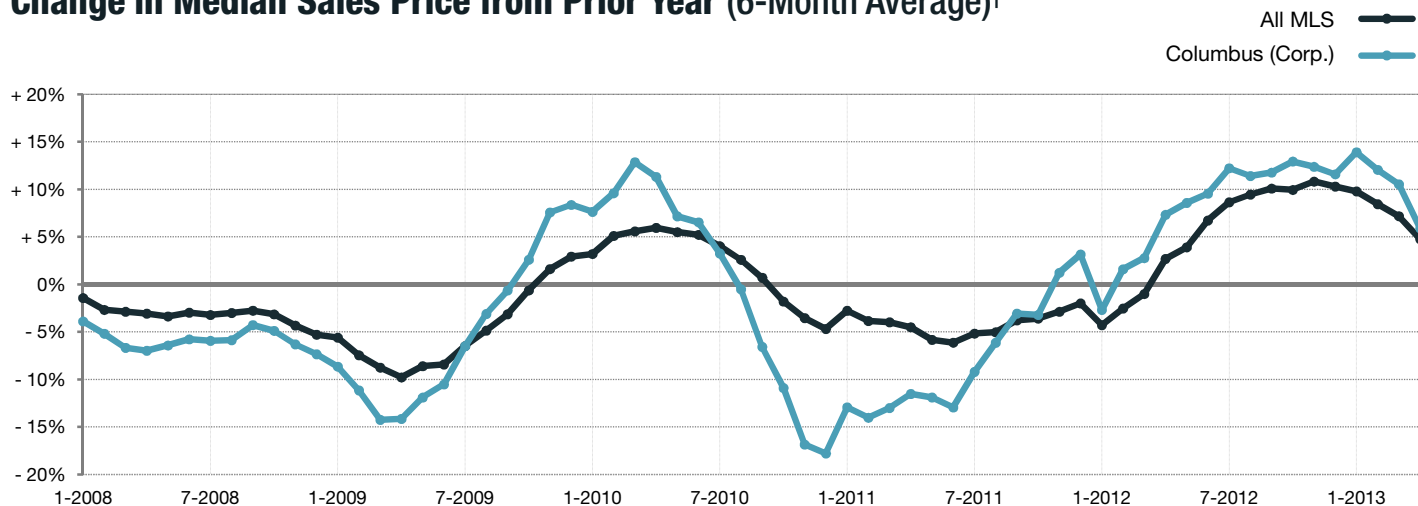
Closed Sales



Median Sales Price



Change in Median Sales Price from Prior Year (6-Month Average)†



† Each dot represents the change in median sales price from the prior year using a 6-month weighted average. This means that each of the 6 months used in a dot are proportioned according to their share of sales during that period. | Current as of May 12, 2013. All data from Columbus Board of REALTORS® Multiple Listing Service (MLS). | Powered by 10K Research and Marketing. | Page 1 of 2

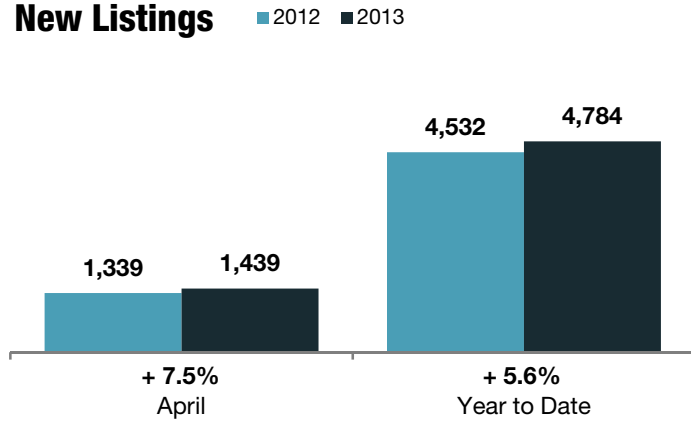
Local Market Update – April 2013

A RESEARCH TOOL PROVIDED BY THE COLUMBUS BOARD OF REALTORS®
 BASED ON RESIDENTIAL LISTING DATA ONLY

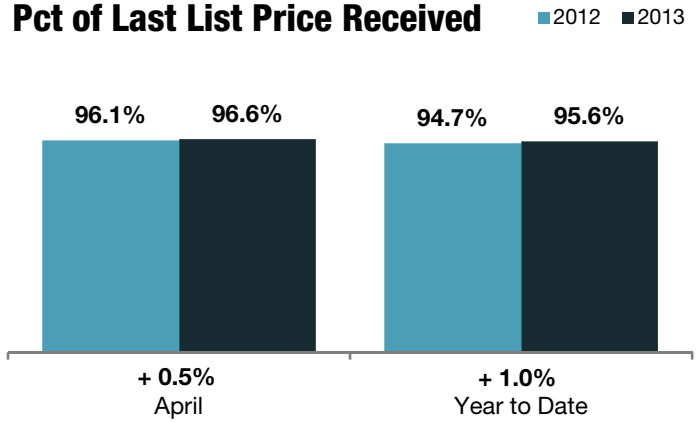
Columbus (Corp.)

Franklin, Fairfield and Delaware Counties

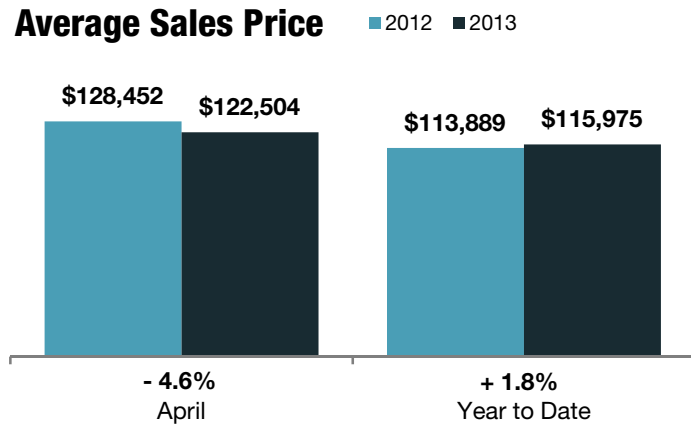
New Listings



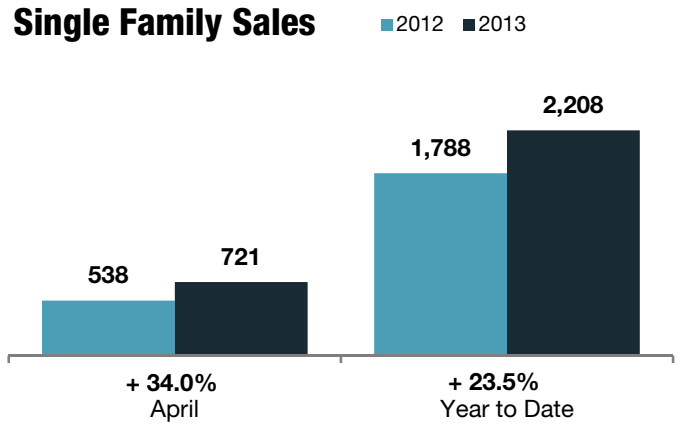
Pct of Last List Price Received



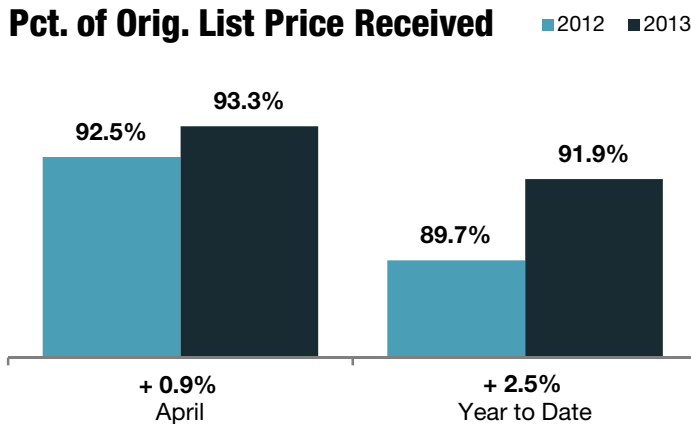
Average Sales Price



Single Family Sales



Pct. of Orig. List Price Received



Condo Sales

