

# Local Market Update – April 2013

A RESEARCH TOOL PROVIDED BY THE COLUMBUS BOARD OF REALTORS®  
BASED ON RESIDENTIAL LISTING DATA ONLY



THE COLUMBUS  
BOARD OF REALTORS®  
[www.ColumbusRealtors.com](http://www.ColumbusRealtors.com)

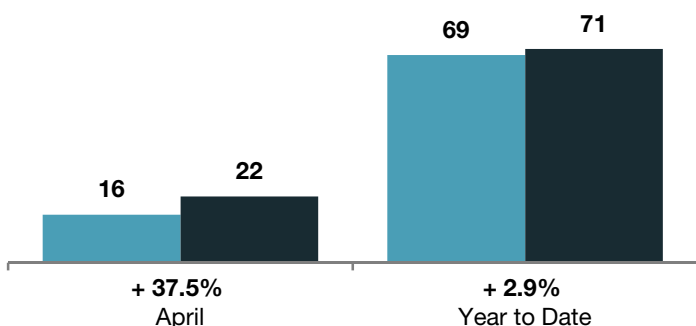
## Fayette County

	April			Year to Date		
	2012	2013	+ / -	2012	2013	+ / -
Closed Sales	16	22	+ 37.5%	69	71	+ 2.9%
In Contracts	--	28	--	--	92	--
Average Sales Price	\$122,433	<b>\$96,314</b>	- 21.3%	\$105,951	<b>\$84,151</b>	- 20.6%
Median Sales Price**	\$84,250	<b>\$79,200</b>	- 6.0%	\$75,900	<b>\$63,550</b>	- 16.3%
Average Price per Square Foot**	\$62.28	<b>\$59.19</b>	- 4.8%	\$54.81	<b>\$51.01</b>	- 7.3%
Percent of Original List Price Received**	92.6%	<b>91.8%</b>	- 0.9%	89.0%	<b>85.1%</b>	- 4.4%
Percent of Last List Price Received**	96.8%	<b>96.4%</b>	- 0.4%	93.9%	<b>90.7%</b>	- 3.4%
Days on Market Until Sale	60	<b>95</b>	+ 58.3%	91	<b>100</b>	+ 9.9%
New Listings	41	<b>37</b>	- 9.8%	141	<b>116</b>	- 17.7%
Median List Price of New Listings	\$103,500	<b>\$79,900</b>	- 22.8%	\$85,000	<b>\$79,900</b>	- 6.0%
Median List Price at Time of Sale	\$86,700	<b>\$81,200</b>	- 6.3%	\$79,900	<b>\$69,900</b>	- 12.5%
Inventory of Homes for Sale	--	<b>121</b>	--	--	--	--
Months Supply of Inventory	--	<b>7.5</b>	--	--	--	--

\*\* Does not account for seller concessions.

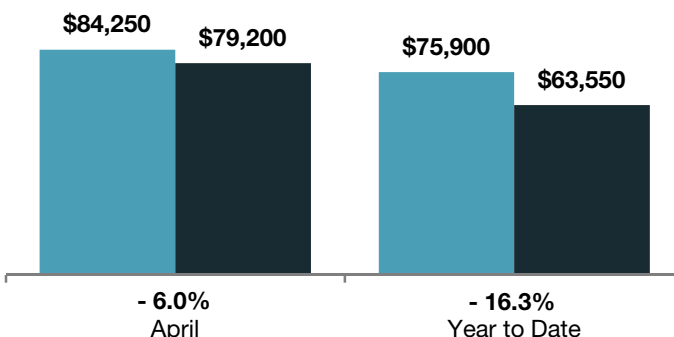
### Closed Sales

■ 2012 ■ 2013



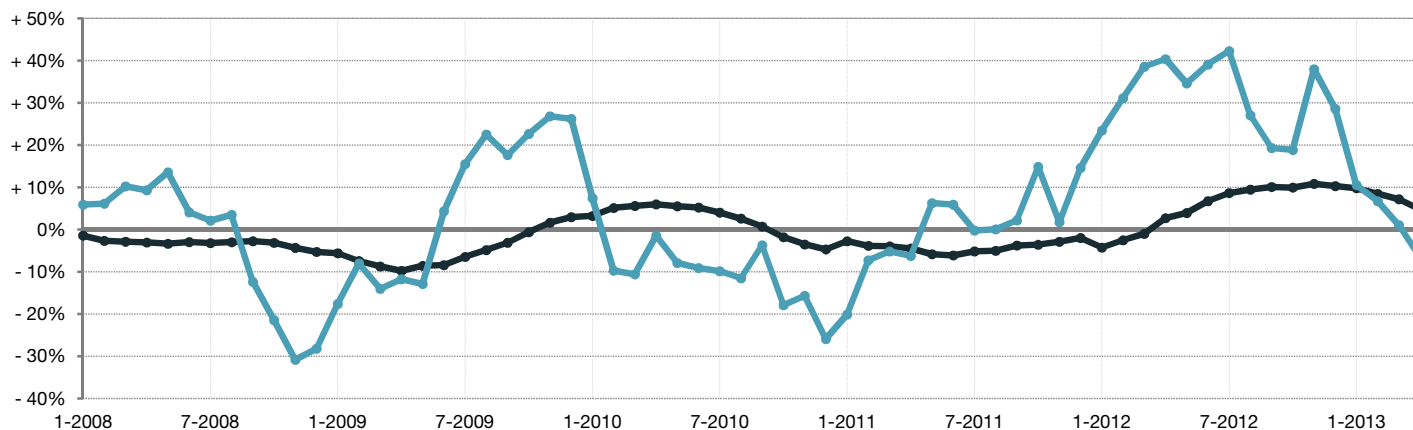
### Median Sales Price

■ 2012 ■ 2013



### Change in Median Sales Price from Prior Year (6-Month Average)†

All MLS —●—  
Fayette County —●—



† Each dot represents the change in median sales price from the prior year using a 6-month weighted average. This means that each of the 6 months used in a dot are proportioned according to their share of sales during that period. | Current as of May 12, 2013. All data from Columbus Board of REALTORS® Multiple Listing Service (MLS). | Powered by 10K Research and Marketing. | Page 1 of 2

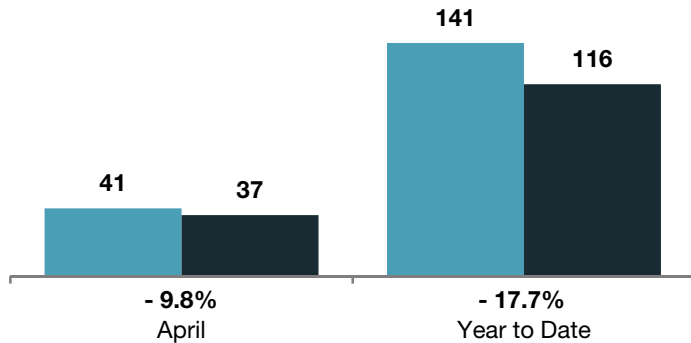
# Local Market Update – April 2013

A RESEARCH TOOL PROVIDED BY THE COLUMBUS BOARD OF REALTORS®  
 BASED ON RESIDENTIAL LISTING DATA ONLY

## Fayette County

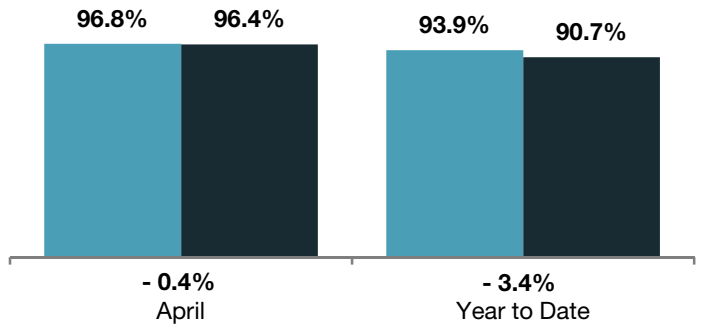
### New Listings

■ 2012 ■ 2013



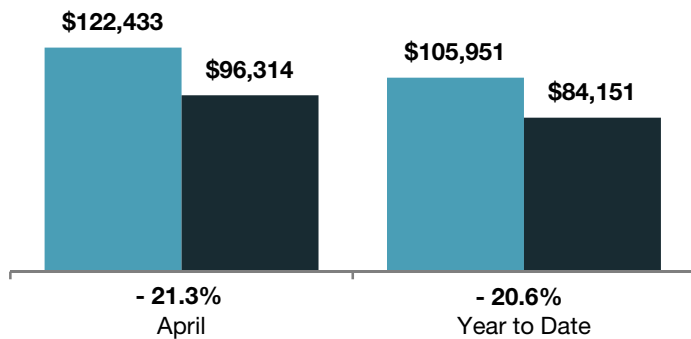
### Pct of Last List Price Received

■ 2012 ■ 2013



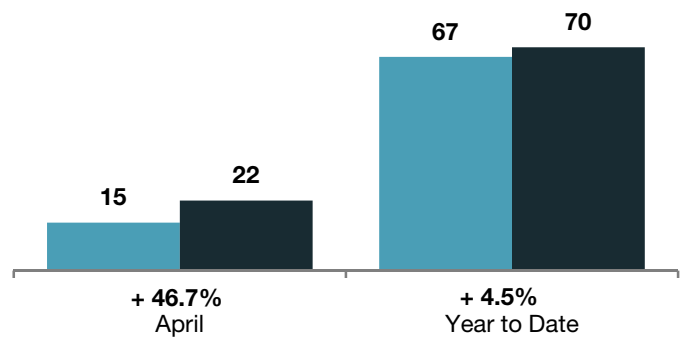
### Average Sales Price

■ 2012 ■ 2013



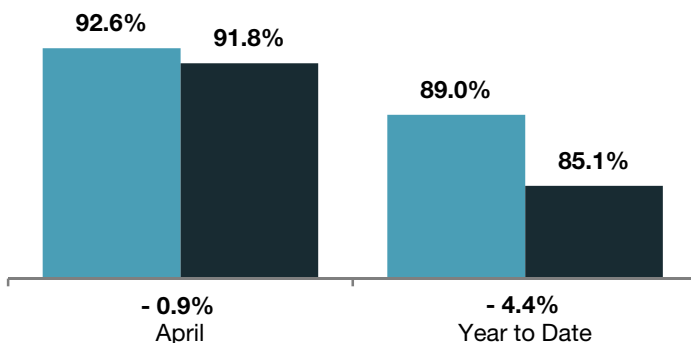
### Single Family Sales

■ 2012 ■ 2013



### Pct. of Orig. List Price Received

■ 2012 ■ 2013



### Condo Sales

■ 2012 ■ 2013

