

Local Market Update – April 2013

A RESEARCH TOOL PROVIDED BY THE COLUMBUS BOARD OF REALTORS®
BASED ON RESIDENTIAL LISTING DATA ONLY

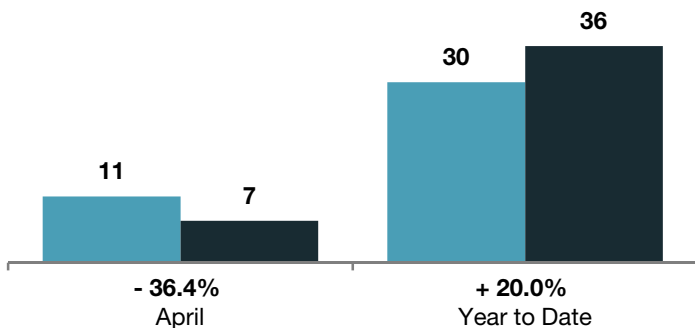
German Village

Franklin County (43206 and German Village subdivision)

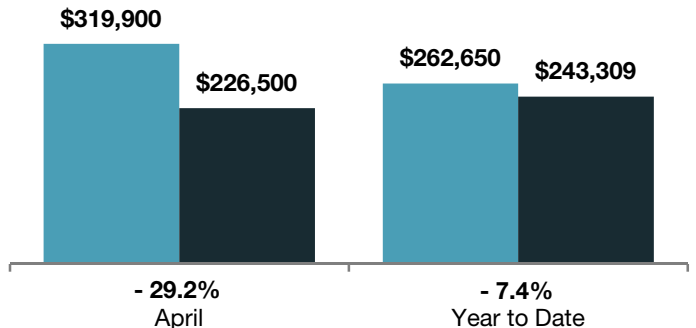
	April			Year to Date		
	2012	2013	+ / -	2012	2013	+ / -
Closed Sales	11	7	- 36.4%	30	36	+ 20.0%
In Contracts	--	32	--	--	69	--
Average Sales Price	\$313,848	\$296,927	- 5.4%	\$285,574	\$270,320	- 5.3%
Median Sales Price**	\$319,900	\$226,500	- 29.2%	\$262,650	\$243,309	- 7.4%
Average Price per Square Foot**	\$192.00	\$185.13	- 3.6%	\$171.57	\$183.28	+ 6.4%
Percent of Original List Price Received**	90.8%	96.6%	+ 6.4%	88.1%	93.8%	+ 6.5%
Percent of Last List Price Received**	95.7%	97.2%	+ 1.6%	94.6%	96.0%	+ 1.5%
Days on Market Until Sale	104	29	- 72.1%	128	70	- 45.3%
New Listings	22	27	+ 22.7%	65	93	+ 43.1%
Median List Price of New Listings	\$244,900	\$249,995	+ 2.1%	\$284,900	\$297,500	+ 4.4%
Median List Price at Time of Sale	\$329,900	\$229,000	- 30.6%	\$269,900	\$256,900	- 4.8%
Inventory of Homes for Sale	--	52	--	--	--	--
Months Supply of Inventory	--	4.3	--	--	--	--

** Does not account for seller concessions.

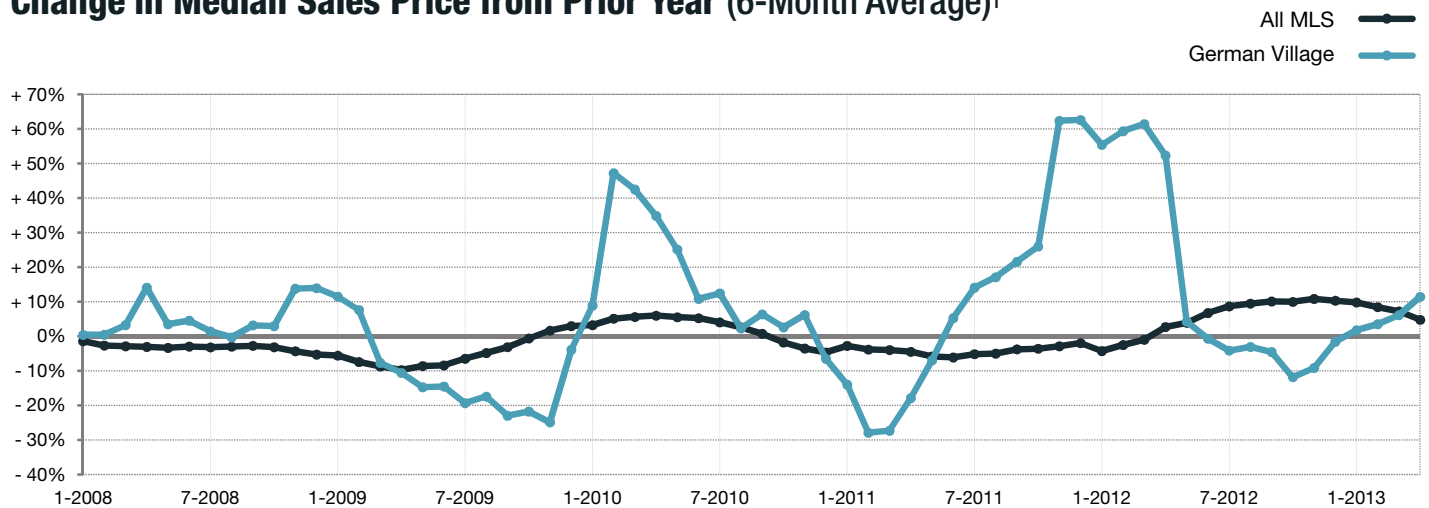
Closed Sales



Median Sales Price



Change in Median Sales Price from Prior Year (6-Month Average)†



† Each dot represents the change in median sales price from the prior year using a 6-month weighted average. This means that each of the 6 months used in a dot are proportioned according to their share of sales during that period. | Current as of May 12, 2013. All data from Columbus Board of REALTORS® Multiple Listing Service (MLS). | Powered by 10K Research and Marketing. | Page 1 of 2

Local Market Update – April 2013

A RESEARCH TOOL PROVIDED BY THE COLUMBUS BOARD OF REALTORS®
 BASED ON RESIDENTIAL LISTING DATA ONLY

German Village

Franklin County (43206 and German Village subdivision)

