

Local Market Update – April 2013

A RESEARCH TOOL PROVIDED BY THE COLUMBUS BOARD OF REALTORS®
BASED ON RESIDENTIAL LISTING DATA ONLY

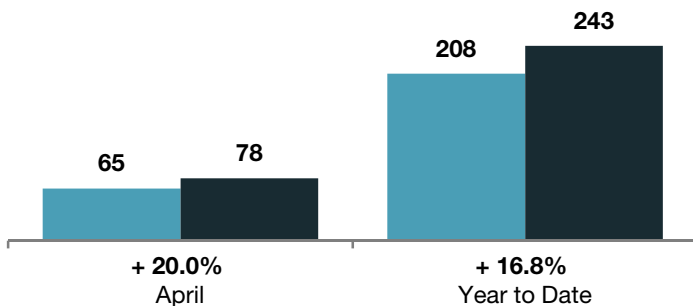
Worthington City School District

Franklin County

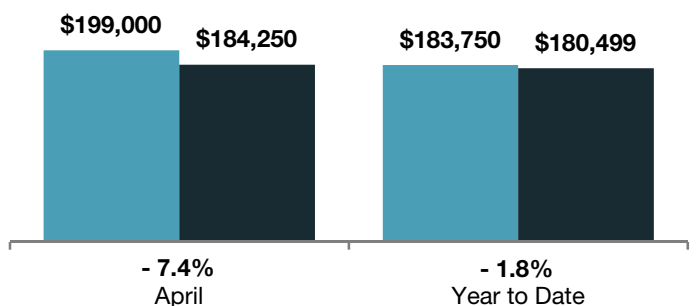
	April			Year to Date		
	2012	2013	+ / -	2012	2013	+ / -
Closed Sales	65	78	+ 20.0%	208	243	+ 16.8%
In Contracts	--	145	--	--	366	--
Average Sales Price	\$208,977	\$206,782	- 1.1%	\$197,455	\$194,714	- 1.4%
Median Sales Price**	\$199,000	\$184,250	- 7.4%	\$183,750	\$180,499	- 1.8%
Average Price per Square Foot**	\$109.62	\$110.58	+ 0.9%	\$105.59	\$105.03	- 0.9%
Percent of Original List Price Received**	93.2%	96.8%	+ 3.9%	91.9%	94.7%	+ 3.0%
Percent of Last List Price Received**	96.1%	97.8%	+ 1.8%	95.3%	96.9%	+ 1.7%
Days on Market Until Sale	103	48	- 53.4%	102	60	- 41.2%
New Listings	127	132	+ 3.9%	393	380	- 3.3%
Median List Price of New Listings	\$188,900	\$210,000	+ 11.2%	\$188,900	\$194,450	+ 2.9%
Median List Price at Time of Sale	\$207,900	\$189,900	- 8.7%	\$192,400	\$184,900	- 3.9%
Inventory of Homes for Sale	--	164	--	--	--	--
Months Supply of Inventory	--	2.3	--	--	--	--

** Does not account for seller concessions.

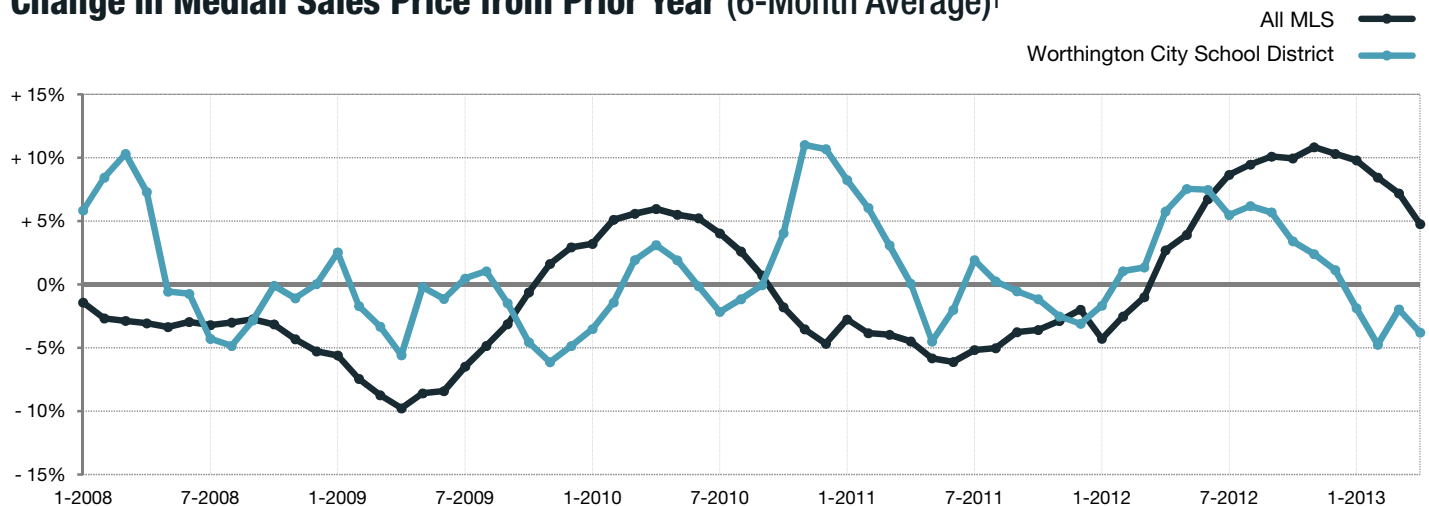
Closed Sales



Median Sales Price



Change in Median Sales Price from Prior Year (6-Month Average)†



† Each dot represents the change in median sales price from the prior year using a 6-month weighted average. This means that each of the 6 months used in a dot are proportioned according to their share of sales during that period. | Current as of May 12, 2013. All data from Columbus Board of REALTORS® Multiple Listing Service (MLS). | Powered by 10K Research and Marketing. | Page 1 of 2

Local Market Update – April 2013

A RESEARCH TOOL PROVIDED BY THE COLUMBUS BOARD OF REALTORS®
 BASED ON RESIDENTIAL LISTING DATA ONLY

Worthington City School District

Franklin County

