

# Local Market Update – April 2013

A RESEARCH TOOL PROVIDED BY THE COLUMBUS BOARD OF REALTORS®  
BASED ON RESIDENTIAL LISTING DATA ONLY

## Worthington (Corp.)

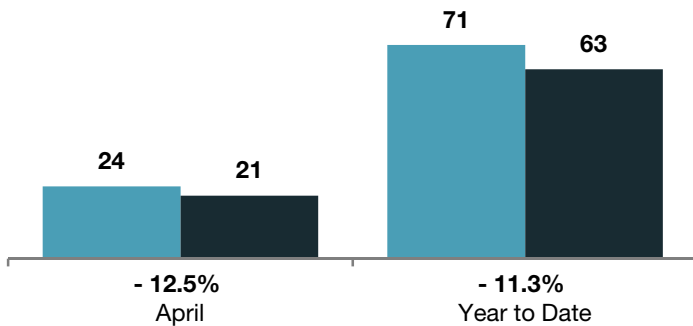
Franklin County

	April			Year to Date		
	2012	2013	+ / -	2012	2013	+ / -
Closed Sales	24	21	- 12.5%	71	63	- 11.3%
In Contracts	--	32	--	--	96	--
Average Sales Price	\$212,625	<b>\$218,695</b>	+ 2.9%	\$220,873	<b>\$225,246</b>	+ 2.0%
Median Sales Price**	\$211,000	<b>\$224,900</b>	+ 6.6%	\$198,430	<b>\$215,000</b>	+ 8.4%
Average Price per Square Foot**	\$126.13	<b>\$128.78</b>	+ 2.4%	\$125.07	<b>\$128.33</b>	+ 2.4%
Percent of Original List Price Received**	94.2%	<b>97.8%</b>	+ 3.8%	93.1%	<b>96.4%</b>	+ 3.5%
Percent of Last List Price Received**	96.8%	<b>98.3%</b>	+ 1.5%	96.0%	<b>97.5%</b>	+ 1.6%
Days on Market Until Sale	75	<b>29</b>	- 61.3%	85	<b>42</b>	- 50.6%
New Listings	31	<b>33</b>	+ 6.5%	108	<b>102</b>	- 5.6%
Median List Price of New Listings	\$244,900	<b>\$224,900</b>	- 8.2%	\$224,900	<b>\$224,900</b>	0.0%
Median List Price at Time of Sale	\$219,450	<b>\$224,900</b>	+ 2.5%	\$209,900	<b>\$219,900</b>	+ 4.8%
Inventory of Homes for Sale	--	<b>39</b>	--	--	--	--
Months Supply of Inventory	--	<b>1.8</b>	--	--	--	--

\*\* Does not account for seller concessions.

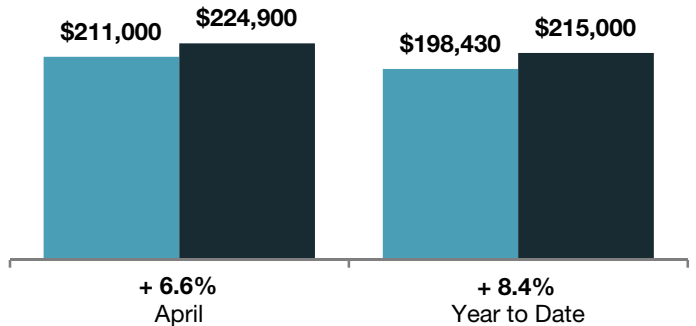
### Closed Sales

■ 2012 ■ 2013



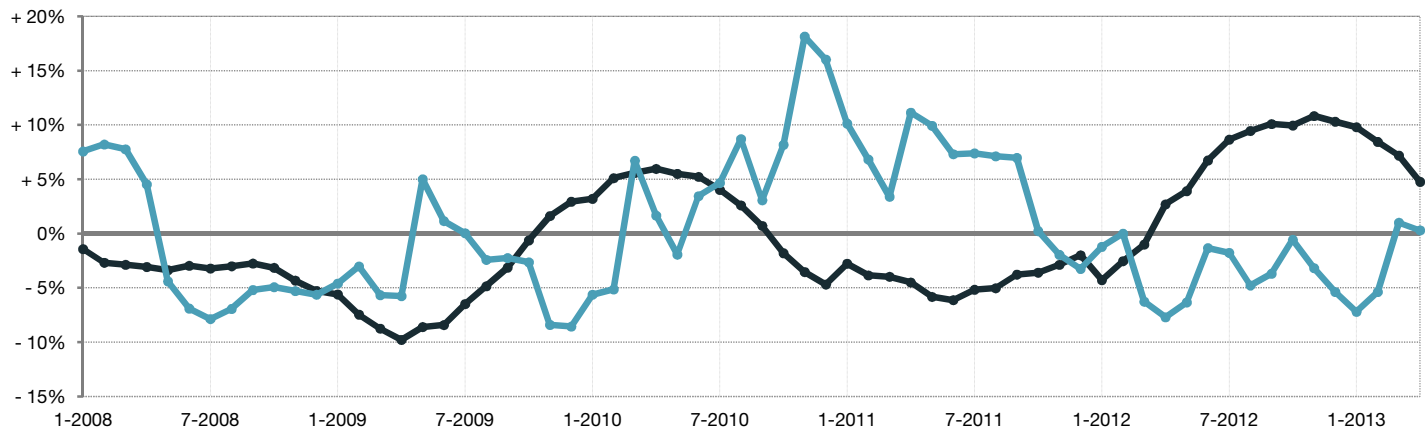
### Median Sales Price

■ 2012 ■ 2013



### Change in Median Sales Price from Prior Year (6-Month Average)†

All MLS —  
Worthington (Corp.) —



# Local Market Update – April 2013

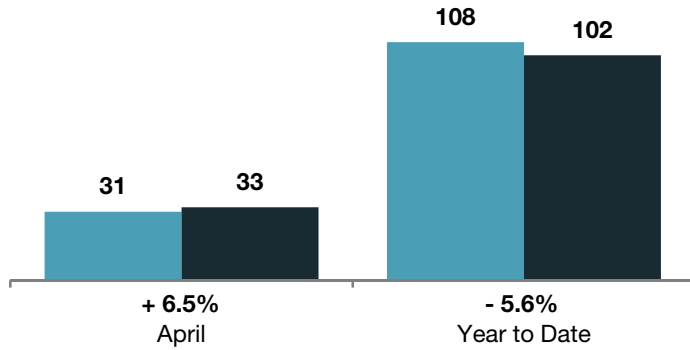
A RESEARCH TOOL PROVIDED BY THE COLUMBUS BOARD OF REALTORS®  
BASED ON RESIDENTIAL LISTING DATA ONLY

## Worthington (Corp.)

Franklin County

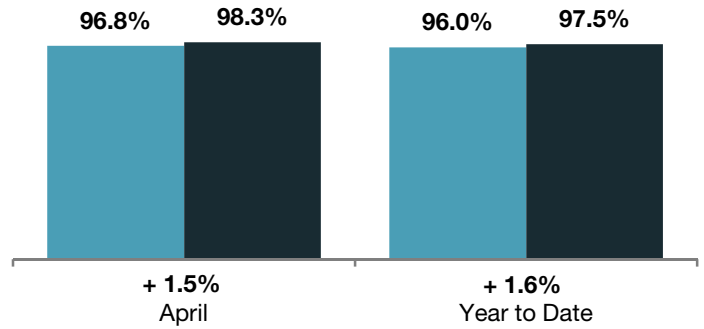
### New Listings

■ 2012 ■ 2013



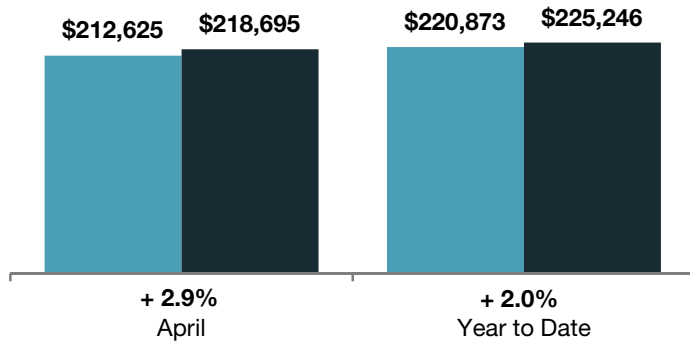
### Pct of Last List Price Received

■ 2012 ■ 2013



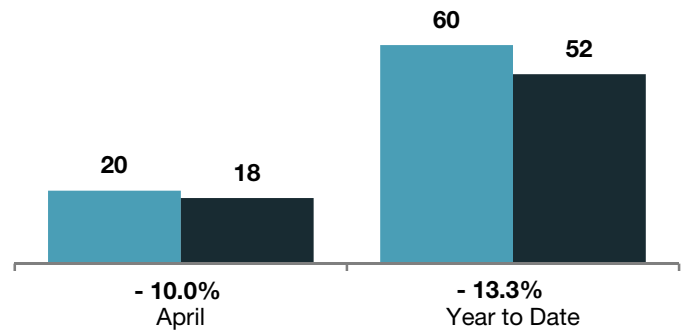
### Average Sales Price

■ 2012 ■ 2013



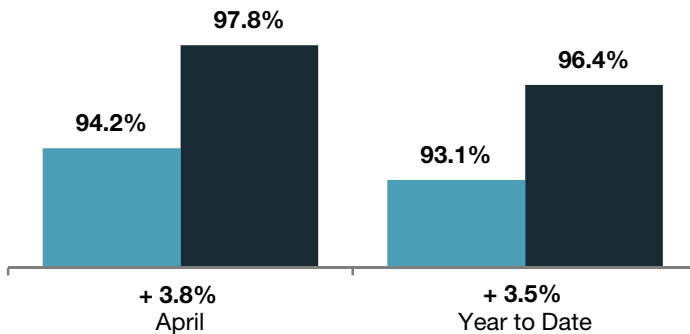
### Single Family Sales

■ 2012 ■ 2013



### Pct. of Orig. List Price Received

■ 2012 ■ 2013



### Condo Sales

■ 2012 ■ 2013

