

Local Market Update – August 2013

A RESEARCH TOOL PROVIDED BY THE COLUMBUS REALTORS®
 BASED ON RESIDENTIAL LISTING DATA ONLY



German Village

August

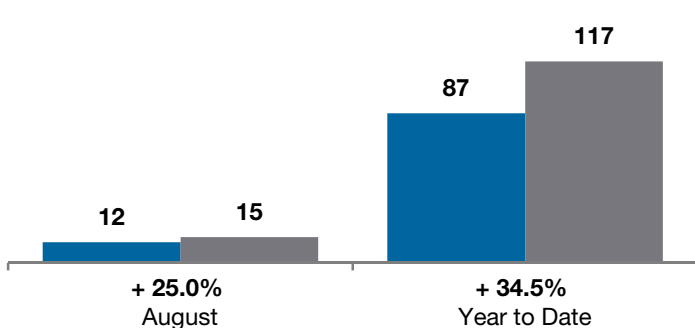
Year to Date

Franklin County (43206 and German Village subdivision)

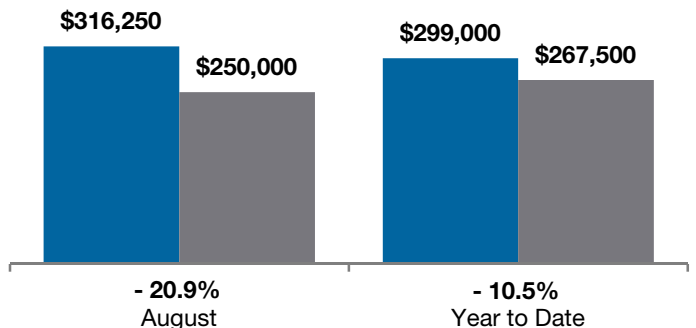
	2012	2013	+ / -	2012	2013	+ / -
Closed Sales	12	15	+ 25.0%	87	117	+ 34.5%
In Contracts	--	13	--	--	123	--
Average Sales Price	\$332,633	\$280,037	- 15.8%	\$324,731	\$306,121	- 5.7%
Median Sales Price**	\$316,250	\$250,000	- 20.9%	\$299,000	\$267,500	- 10.5%
Average Price per Square Foot**	\$198.65	\$173.44	- 13.1%	\$186.11	\$189.23	+ 1.6%
Percent of Original List Price Received**	91.5%	94.7%	+ 3.5%	90.9%	94.9%	+ 4.4%
Percent of Last List Price Received**	95.4%	96.2%	+ 0.8%	95.1%	96.5%	+ 1.5%
Days on Market Until Sale	159	71	- 55.3%	119	69	- 42.0%
New Listings	15	20	+ 33.3%	132	177	+ 34.1%
Median List Price of New Listings	\$239,900	\$239,900	0.0%	\$279,900	\$279,900	0.0%
Median List Price at Time of Sale	\$335,450	\$249,900	- 25.5%	\$299,900	\$274,900	- 8.3%
Inventory of Homes for Sale	--	67	--	--	--	--
Months Supply of Inventory	--	4.9	--	--	--	--

** Does not account for seller concessions.

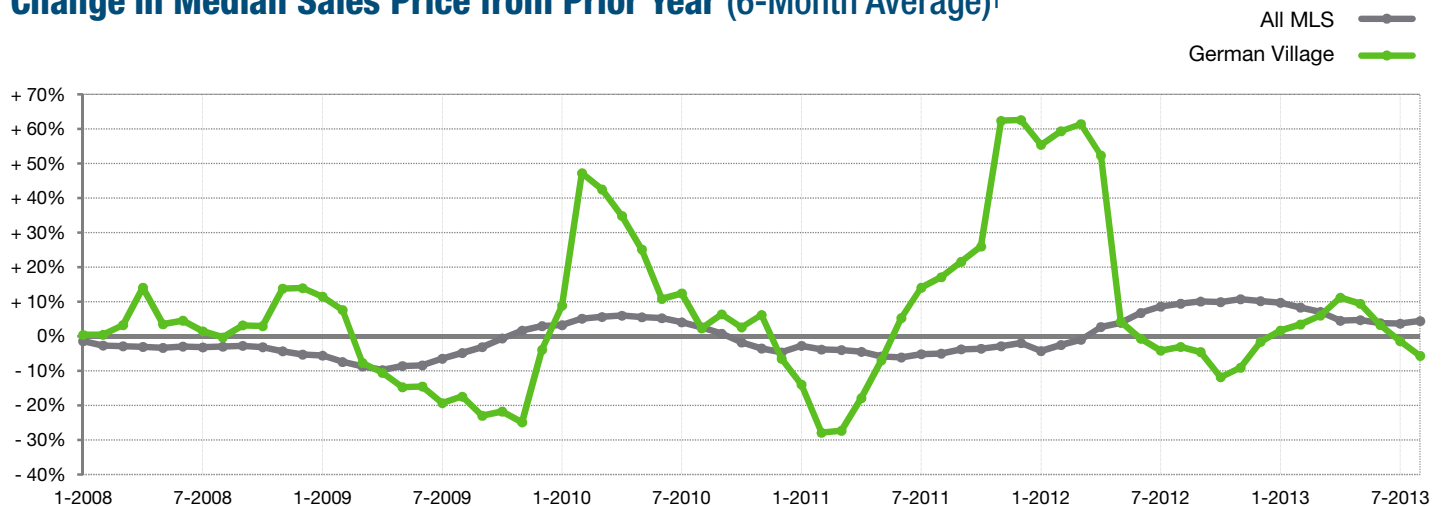
Closed Sales



Median Sales Price



Change in Median Sales Price from Prior Year (6-Month Average)†



† Each dot represents the change in median sales price from the prior year using a 6-month weighted average. This means that each of the 6 months used in a dot are proportioned according to their share of sales during that period. | Current as of September 12, 2013. All data from Columbus REALTORS® Multiple Listing Service (MLS). | Powered by 10K Research and Marketing. | Page 1 of 2

Local Market Update – August 2013

A RESEARCH TOOL PROVIDED BY THE COLUMBUS REALTORS®
 BASED ON RESIDENTIAL LISTING DATA ONLY



German Village

Franklin County (43206 and German Village subdivision)

