

Local Market Update – October 2013

A RESEARCH TOOL PROVIDED BY THE COLUMBUS REALTORS®
BASED ON RESIDENTIAL LISTING DATA ONLY



Blacklick (43004)

Franklin County

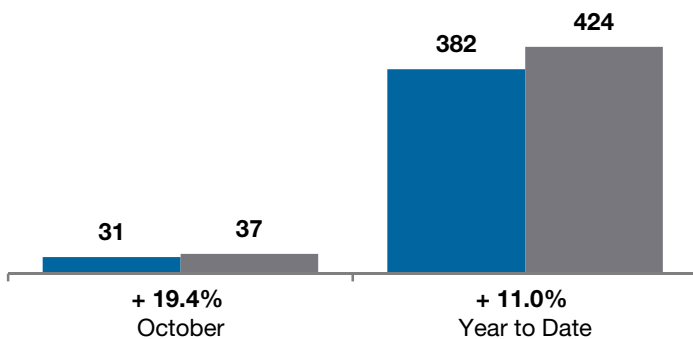
October

Year to Date

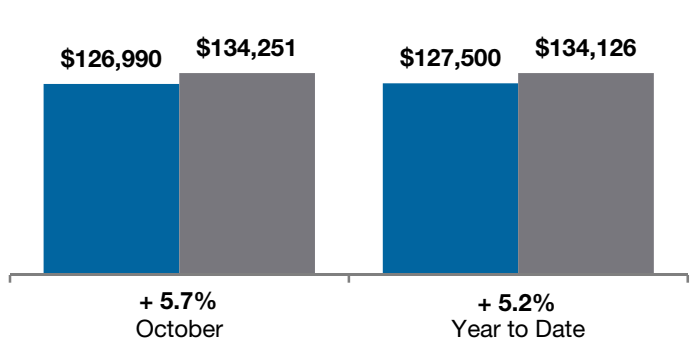
	2012	2013	+ / -	2012	2013	+ / -
Closed Sales	31	37	+ 19.4%	382	424	+ 11.0%
In Contracts	--	46	--	--	475	--
Average Sales Price	\$190,885	\$164,574	- 13.8%	\$167,262	\$163,599	- 2.2%
Median Sales Price**	\$126,990	\$134,251	+ 5.7%	\$127,500	\$134,126	+ 5.2%
Average Price per Square Foot**	\$81.73	\$82.40	0.0%	\$74.40	\$79.04	+ 6.8%
Percent of Original List Price Received**	91.8%	96.9%	+ 5.6%	92.0%	95.1%	+ 3.4%
Percent of Last List Price Received**	96.5%	98.8%	+ 2.4%	96.7%	97.6%	+ 0.9%
Days on Market Until Sale	77	70	- 9.1%	123	73	- 40.7%
New Listings	66	57	- 13.6%	613	615	+ 0.3%
Median List Price of New Listings	\$148,950	\$166,000	+ 11.4%	\$144,895	\$154,000	+ 6.3%
Median List Price at Time of Sale	\$127,000	\$134,000	+ 5.5%	\$129,999	\$139,900	+ 7.6%
Inventory of Homes for Sale	--	174	--	--	--	--
Months Supply of Inventory	--	4.2	--	--	--	--

** Does not account for seller concessions.

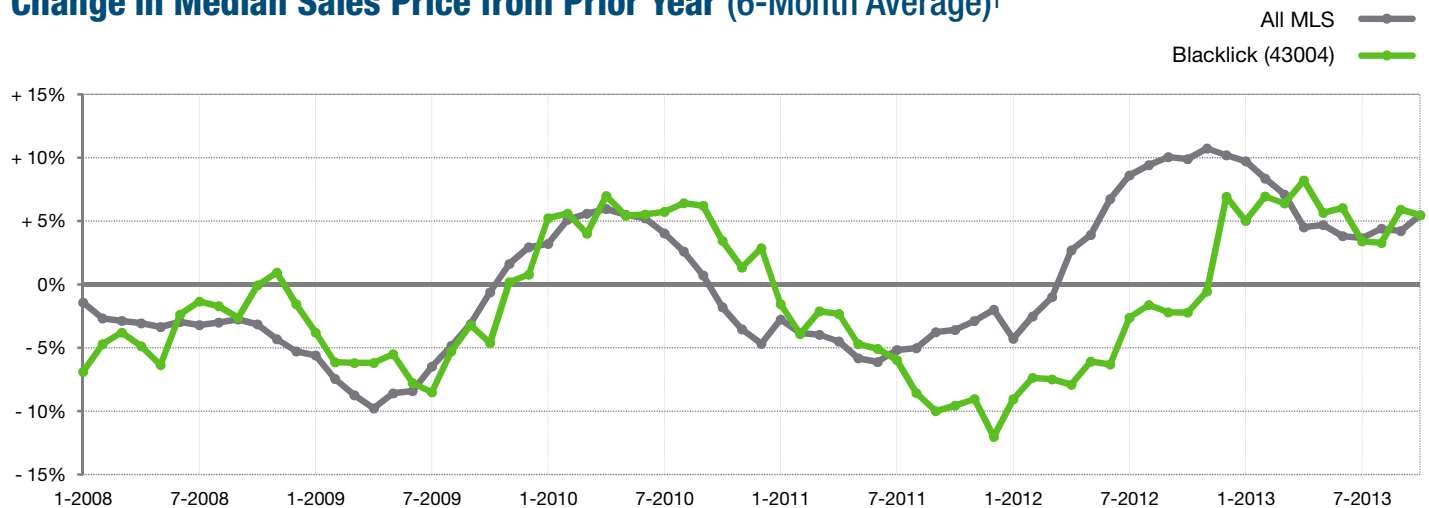
Closed Sales



Median Sales Price



Change in Median Sales Price from Prior Year (6-Month Average)†



† Each dot represents the change in median sales price from the prior year using a 6-month weighted average. This means that each of the 6 months used in a dot are proportioned according to their share of sales during that period. | Current as of November 12, 2013. All data from Columbus REALTORS® Multiple Listing Service (MLS). | Powered by 10K Research and Marketing. | Page 1 of 2

Local Market Update – October 2013

A RESEARCH TOOL PROVIDED BY THE COLUMBUS REALTORS®
 BASED ON RESIDENTIAL LISTING DATA ONLY

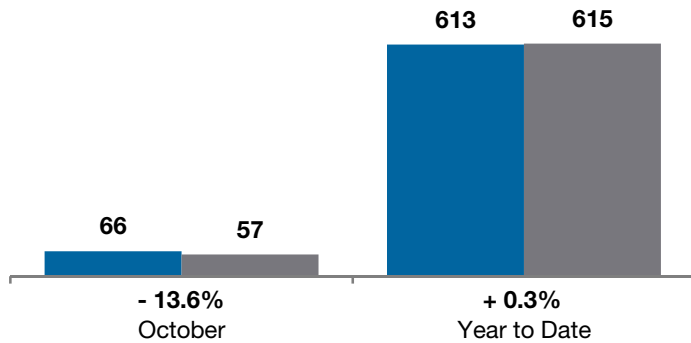


Blacklick (43004)

Franklin County

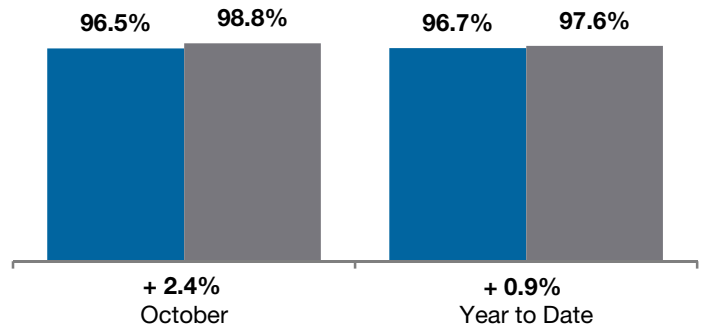
New Listings

■ 2012 ■ 2013



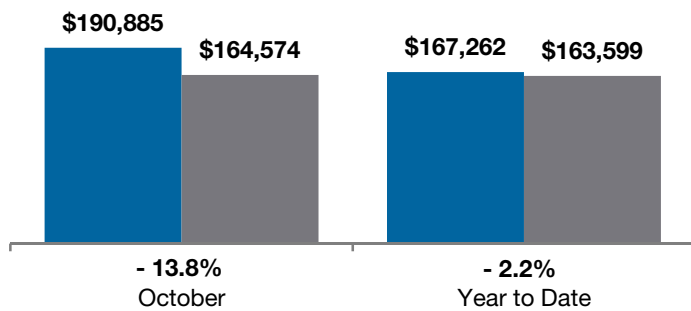
Pct of Last List Price Received

■ 2012 ■ 2013



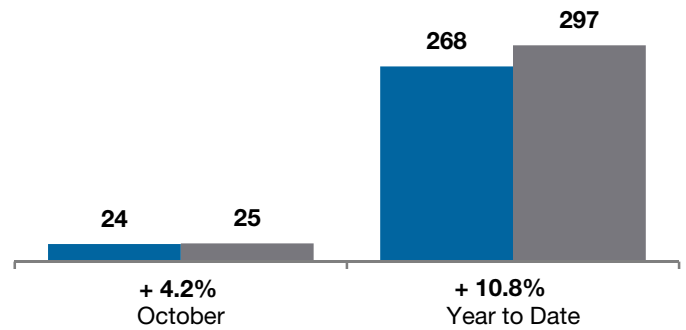
Average Sales Price

■ 2012 ■ 2013



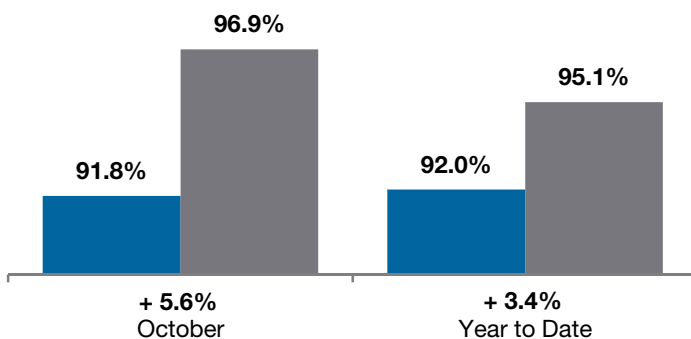
Single Family Sales

■ 2012 ■ 2013



Pct. of Orig. List Price Received

■ 2012 ■ 2013



Condo Sales

■ 2012 ■ 2013

