

Local Market Update – October 2013

A RESEARCH TOOL PROVIDED BY THE COLUMBUS REALTORS®
BASED ON RESIDENTIAL LISTING DATA ONLY



Canal Winchester City School District

Franklin and Fairfield Counties

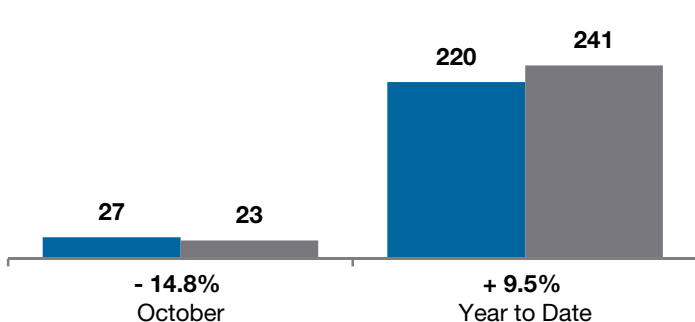
October

Year to Date

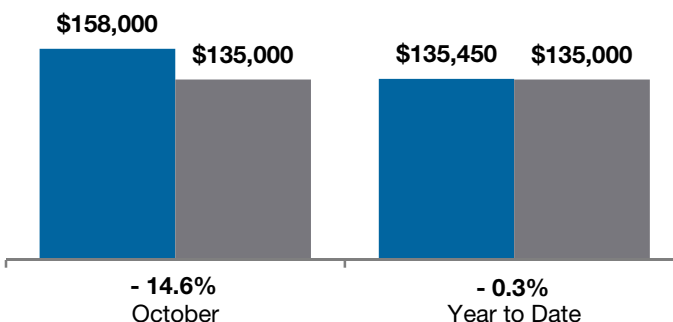
	2012	2013	+ / -	2012	2013	+ / -
Closed Sales	27	23	- 14.8%	220	241	+ 9.5%
In Contracts	--	25	--	--	255	--
Average Sales Price	\$162,726	\$139,938	- 14.0%	\$147,357	\$153,341	+ 4.1%
Median Sales Price**	\$158,000	\$135,000	- 14.6%	\$135,450	\$135,000	- 0.3%
Average Price per Square Foot**	\$84.10	\$86.91	+ 3.6%	\$77.70	\$80.72	+ 3.8%
Percent of Original List Price Received**	91.0%	97.4%	+ 7.0%	92.6%	94.5%	+ 2.1%
Percent of Last List Price Received**	93.9%	98.7%	+ 5.1%	96.6%	97.3%	+ 0.7%
Days on Market Until Sale	80	48	- 40.0%	92	69	- 25.0%
New Listings	23	26	+ 13.0%	325	345	+ 6.2%
Median List Price of New Listings	\$138,900	\$142,400	+ 2.5%	\$147,500	\$144,900	- 1.8%
Median List Price at Time of Sale	\$168,000	\$137,500	- 18.2%	\$141,200	\$139,900	- 0.9%
Inventory of Homes for Sale	--	100	--	--	--	--
Months Supply of Inventory	--	4.2	--	--	--	--

** Does not account for seller concessions.

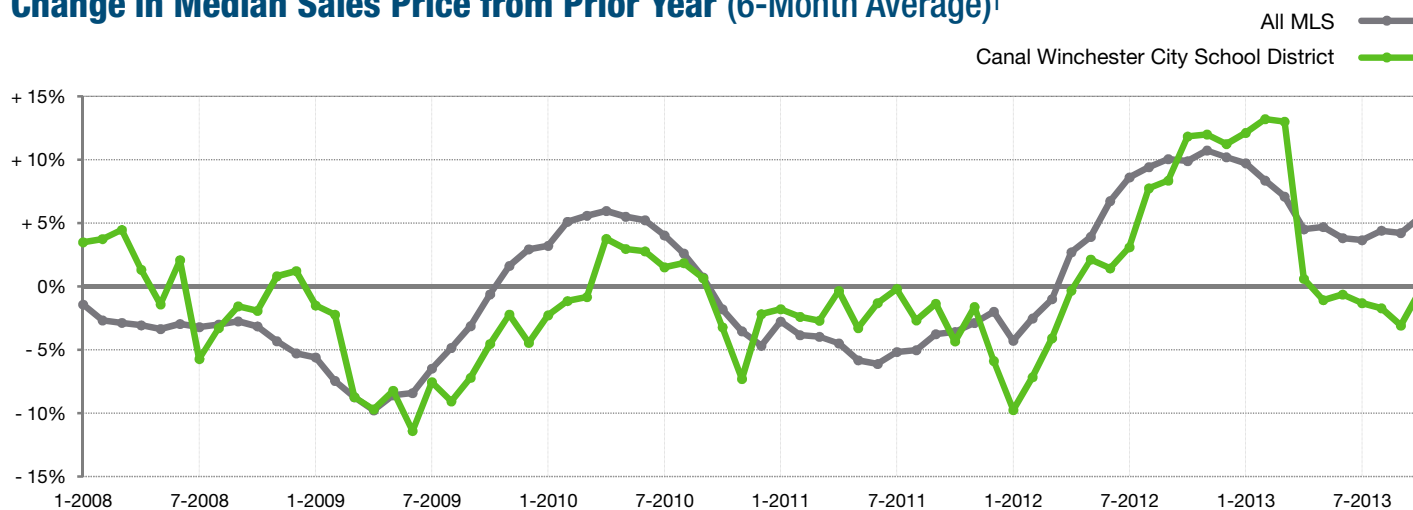
Closed Sales



Median Sales Price



Change in Median Sales Price from Prior Year (6-Month Average)†



† Each dot represents the change in median sales price from the prior year using a 6-month weighted average. This means that each of the 6 months used in a dot are proportioned according to their share of sales during that period. | Current as of November 12, 2013. All data from Columbus REALTORS® Multiple Listing Service (MLS). | Powered by 10K Research and Marketing. | Page 1 of 2

Local Market Update – October 2013

A RESEARCH TOOL PROVIDED BY THE COLUMBUS REALTORS®
 BASED ON RESIDENTIAL LISTING DATA ONLY

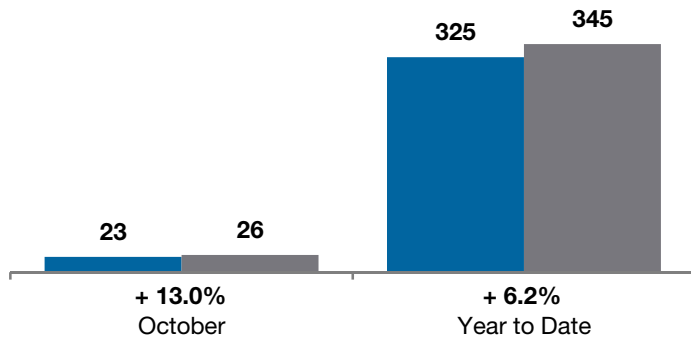


Canal Winchester City School District

Franklin and Fairfield Counties

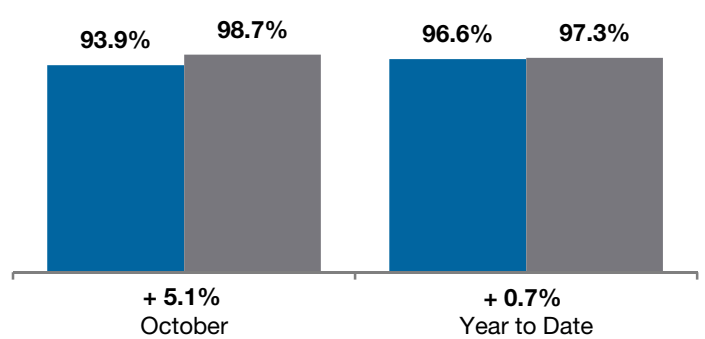
New Listings

■ 2012 ■ 2013



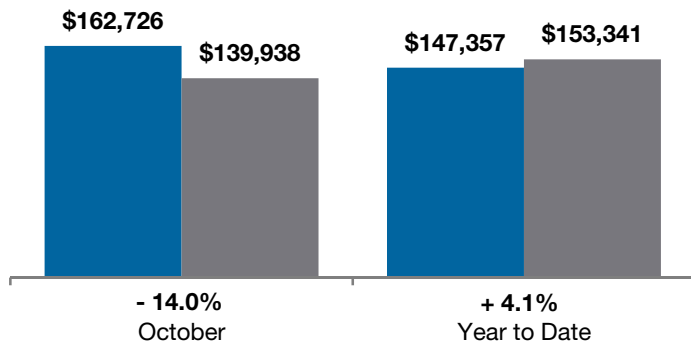
Pct of Last List Price Received

■ 2012 ■ 2013



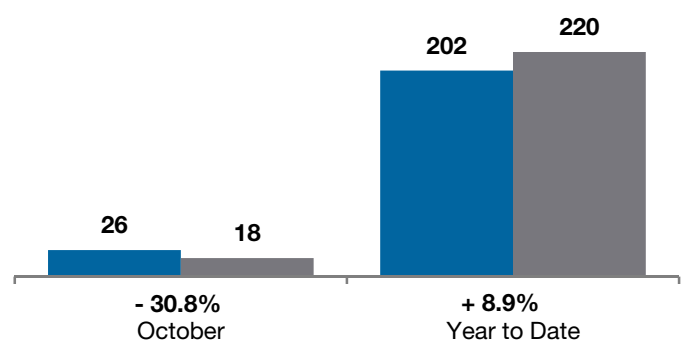
Average Sales Price

■ 2012 ■ 2013



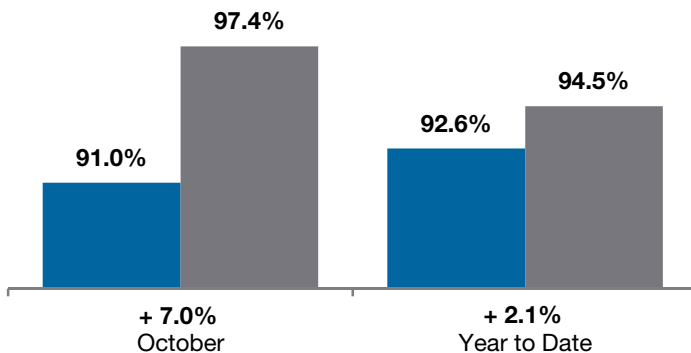
Single Family Sales

■ 2012 ■ 2013



Pct. of Orig. List Price Received

■ 2012 ■ 2013



Condo Sales

■ 2012 ■ 2013

