

Local Market Update – October 2013

A RESEARCH TOOL PROVIDED BY THE COLUMBUS REALTORS®
BASED ON RESIDENTIAL LISTING DATA ONLY



Circleville City School District

Pickaway County

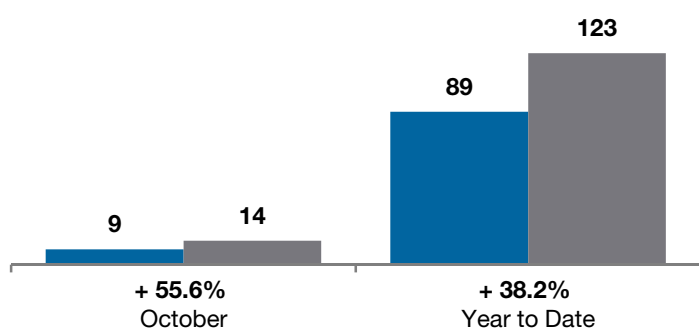
October

Year to Date

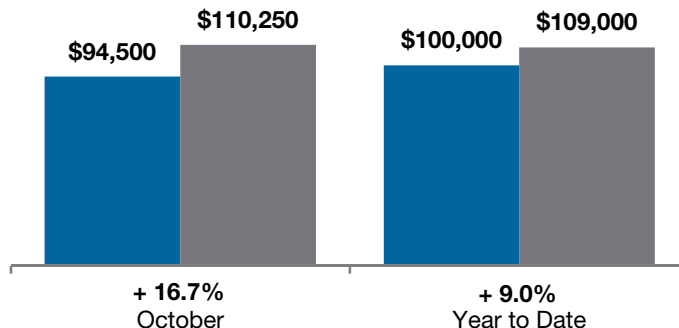
	2012	2013	+ / -	2012	2013	+ / -
Closed Sales	9	14	+ 55.6%	89	123	+ 38.2%
In Contracts	--	4	--	--	120	--
Average Sales Price	\$82,626	\$117,061	+ 41.7%	\$100,150	\$119,216	+ 19.0%
Median Sales Price**	\$94,500	\$110,250	+ 16.7%	\$100,000	\$109,000	+ 9.0%
Average Price per Square Foot**	\$60.09	\$76.11	+ 26.7%	\$66.43	\$67.49	+ 1.5%
Percent of Original List Price Received**	86.7%	95.8%	+ 10.5%	86.6%	88.8%	+ 2.5%
Percent of Last List Price Received**	89.4%	98.4%	+ 10.1%	92.7%	95.5%	+ 3.0%
Days on Market Until Sale	81	118	+ 45.7%	114	124	+ 8.8%
New Listings	18	21	+ 16.7%	174	206	+ 18.4%
Median List Price of New Listings	\$94,950	\$100,000	+ 5.3%	\$117,450	\$111,000	- 5.5%
Median List Price at Time of Sale	\$94,500	\$112,400	+ 18.9%	\$109,000	\$112,000	+ 2.8%
Inventory of Homes for Sale	--	102	--	--	--	--
Months Supply of Inventory	--	9.1	--	--	--	--

** Does not account for seller concessions.

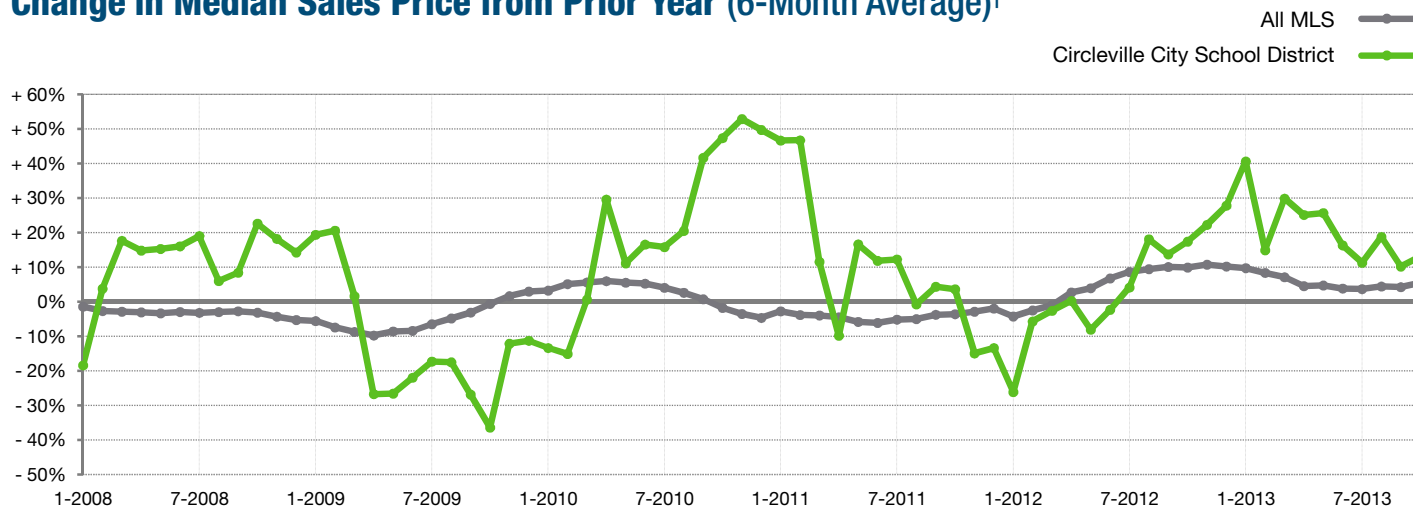
Closed Sales



Median Sales Price



Change in Median Sales Price from Prior Year (6-Month Average)†



† Each dot represents the change in median sales price from the prior year using a 6-month weighted average. This means that each of the 6 months used in a dot are proportioned according to their share of sales during that period. | Current as of November 12, 2013. All data from Columbus REALTORS® Multiple Listing Service (MLS). | Powered by 10K Research and Marketing. | Page 1 of 2

Local Market Update – October 2013

A RESEARCH TOOL PROVIDED BY THE COLUMBUS REALTORS®
 BASED ON RESIDENTIAL LISTING DATA ONLY

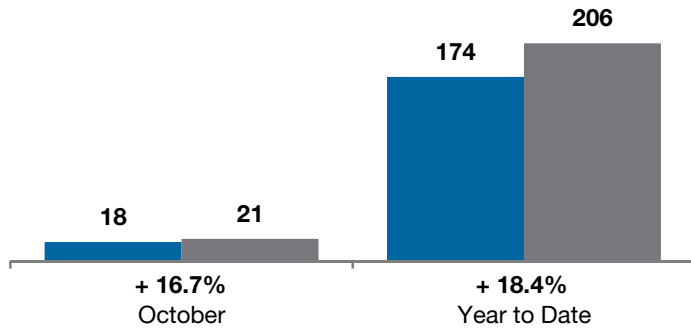


Circleville City School District

Pickaway County

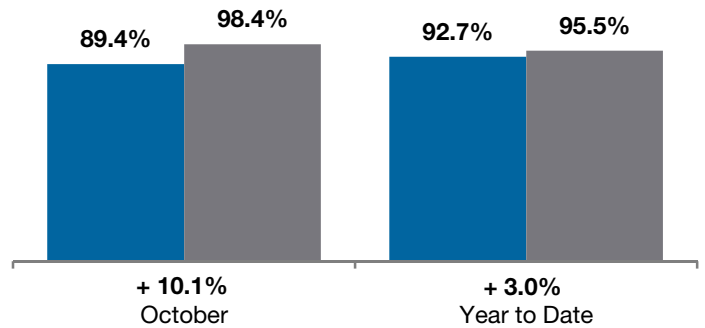
New Listings

■ 2012 ■ 2013



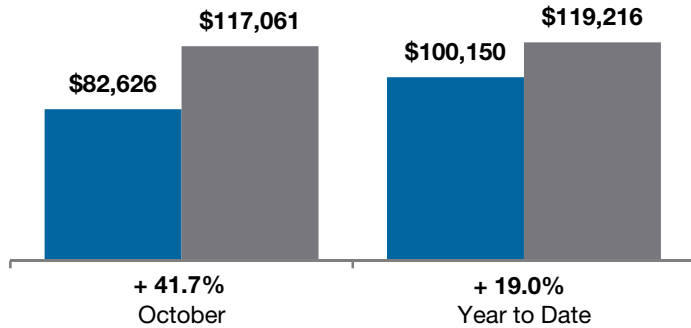
Pct of Last List Price Received

■ 2012 ■ 2013



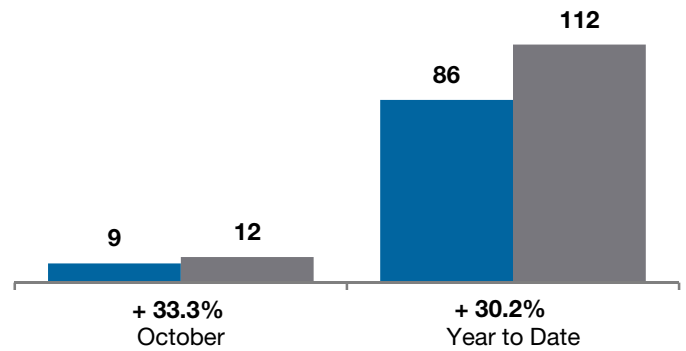
Average Sales Price

■ 2012 ■ 2013



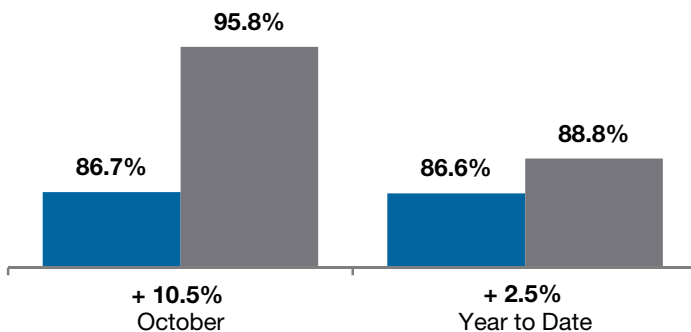
Single Family Sales

■ 2012 ■ 2013



Pct. of Orig. List Price Received

■ 2012 ■ 2013



Condo Sales

■ 2012 ■ 2013

