

Local Market Update – October 2013

A RESEARCH TOOL PROVIDED BY THE COLUMBUS REALTORS®
 BASED ON RESIDENTIAL LISTING DATA ONLY



Fairfield County

October

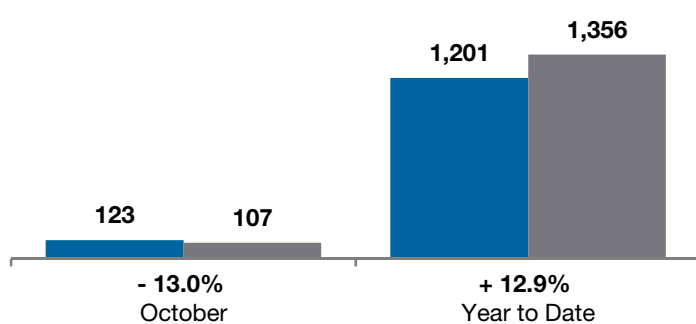
Year to Date

	2012	2013	+ / -	2012	2013	+ / -
Closed Sales	123	107	- 13.0%	1,201	1,356	+ 12.9%
In Contracts	--	143	--	--	1,442	--
Average Sales Price	\$150,918	\$139,266	- 7.7%	\$146,020	\$155,072	+ 6.2%
Median Sales Price**	\$138,000	\$133,900	- 3.0%	\$139,500	\$145,000	+ 3.9%
Average Price per Square Foot**	\$82.30	\$76.46	- 7.3%	\$77.51	\$80.00	+ 2.6%
Percent of Original List Price Received**	93.3%	91.0%	- 2.5%	91.7%	92.5%	+ 0.9%
Percent of Last List Price Received**	96.9%	95.1%	- 1.9%	95.9%	96.2%	+ 0.3%
Days on Market Until Sale	78	71	- 9.0%	85	75	- 11.8%
New Listings	210	169	- 19.5%	2,125	2,206	+ 3.8%
Median List Price of New Listings	\$149,900	\$139,900	- 6.7%	\$150,000	\$159,000	+ 6.0%
Median List Price at Time of Sale	\$142,500	\$136,900	- 3.9%	\$144,900	\$149,900	+ 3.5%
Inventory of Homes for Sale	--	743	--	--	--	--
Months Supply of Inventory	--	5.5	--	--	--	--

** Does not account for seller concessions.

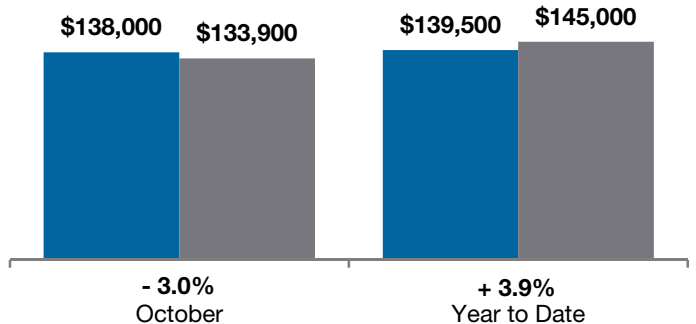
Closed Sales

■ 2012 ■ 2013

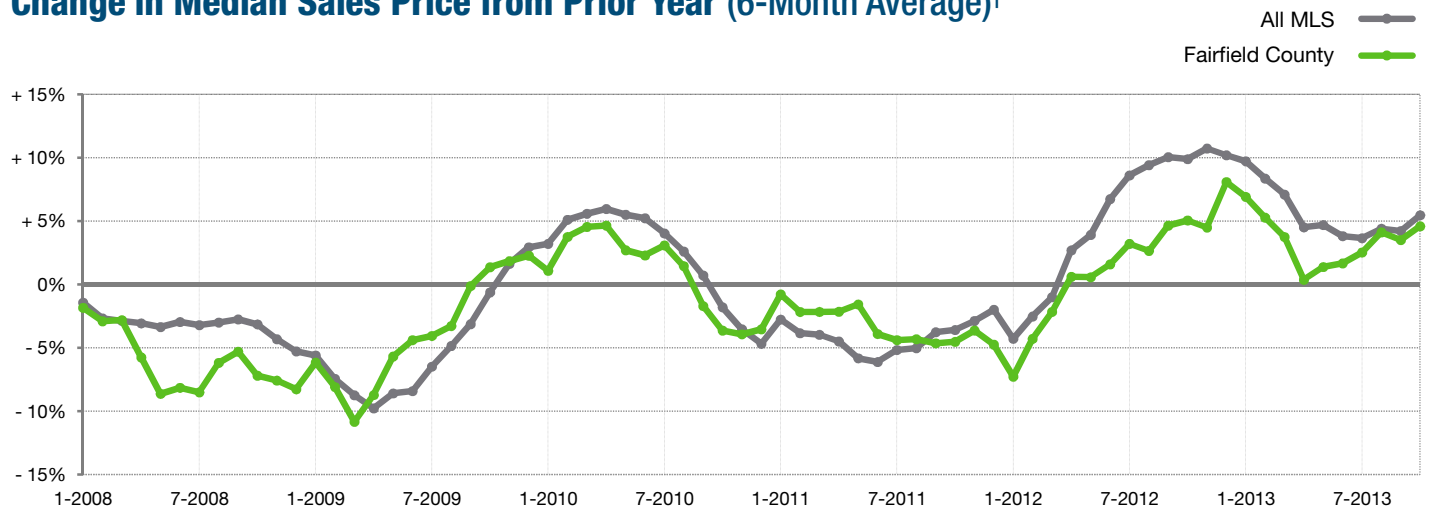


Median Sales Price

■ 2012 ■ 2013



Change in Median Sales Price from Prior Year (6-Month Average)†



† Each dot represents the change in median sales price from the prior year using a 6-month weighted average. This means that each of the 6 months used in a dot are proportioned according to their share of sales during that period. | Current as of November 12, 2013. All data from Columbus REALTORS® Multiple Listing Service (MLS). | Powered by 10K Research and Marketing. | Page 1 of 2

Local Market Update – October 2013

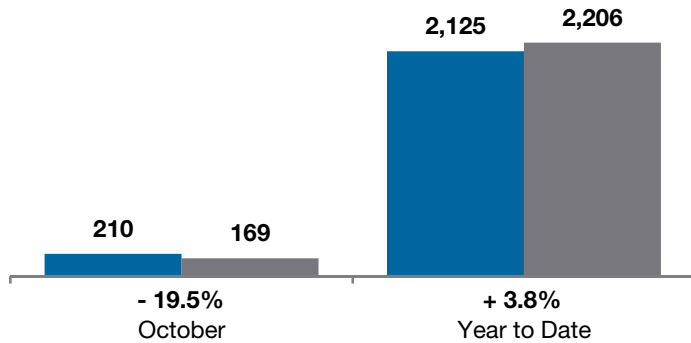
A RESEARCH TOOL PROVIDED BY THE COLUMBUS REALTORS®
 BASED ON RESIDENTIAL LISTING DATA ONLY



Fairfield County

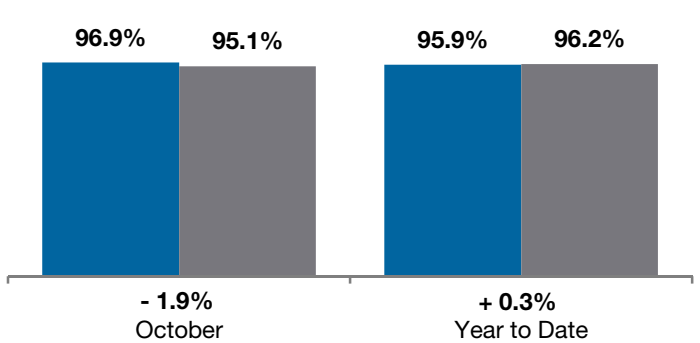
New Listings

■ 2012 ■ 2013



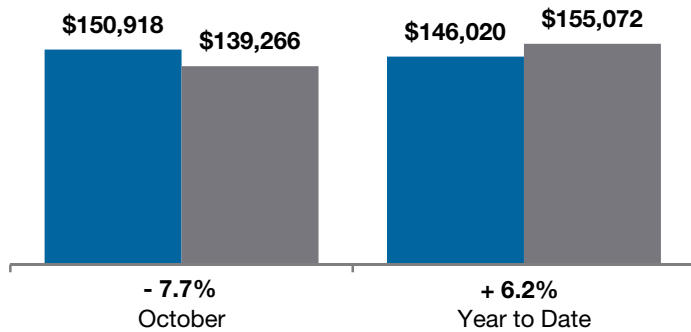
Pct of Last List Price Received

■ 2012 ■ 2013



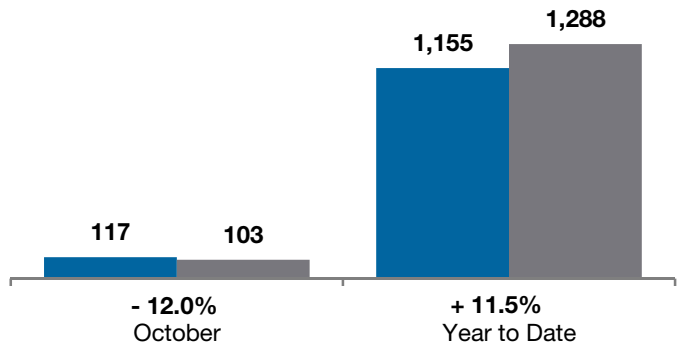
Average Sales Price

■ 2012 ■ 2013



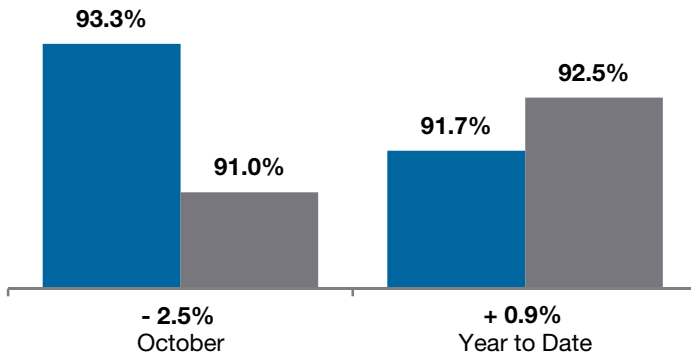
Single Family Sales

■ 2012 ■ 2013



Pct. of Orig. List Price Received

■ 2012 ■ 2013



Condo Sales

■ 2012 ■ 2013

