

Local Market Update – October 2013

A RESEARCH TOOL PROVIDED BY THE COLUMBUS REALTORS®
BASED ON RESIDENTIAL LISTING DATA ONLY



Fayette County

October

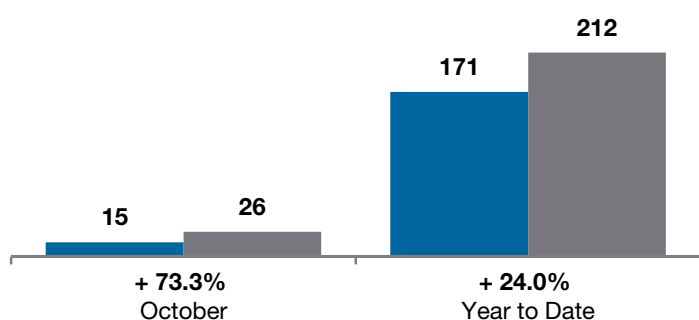
Year to Date

	2012	2013	+ / -	2012	2013	+ / -
Closed Sales	15	26	+ 73.3%	171	212	+ 24.0%
In Contracts	--	27	--	--	220	--
Average Sales Price	\$92,374	\$85,538	- 7.4%	\$94,864	\$85,439	- 9.9%
Median Sales Price**	\$88,200	\$64,250	- 27.2%	\$75,000	\$74,050	- 1.3%
Average Price per Square Foot**	\$58.57	\$51.87	- 11.9%	\$53.04	\$52.41	- 1.9%
Percent of Original List Price Received**	93.7%	89.7%	- 4.3%	89.9%	87.5%	- 2.7%
Percent of Last List Price Received**	97.7%	91.5%	- 6.3%	94.3%	92.1%	- 2.3%
Days on Market Until Sale	91	113	+ 24.2%	81	97	+ 19.8%
New Listings	23	44	+ 91.3%	338	324	- 4.1%
Median List Price of New Listings	\$124,900	\$60,950	- 51.2%	\$81,450	\$79,900	- 1.9%
Median List Price at Time of Sale	\$87,500	\$68,500	- 21.7%	\$79,900	\$75,500	- 5.5%
Inventory of Homes for Sale	--	121	--	--	--	--
Months Supply of Inventory	--	6.4	--	--	--	--

** Does not account for seller concessions.

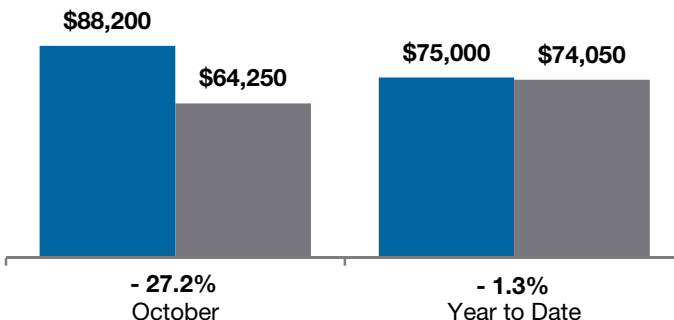
Closed Sales

■ 2012 ■ 2013



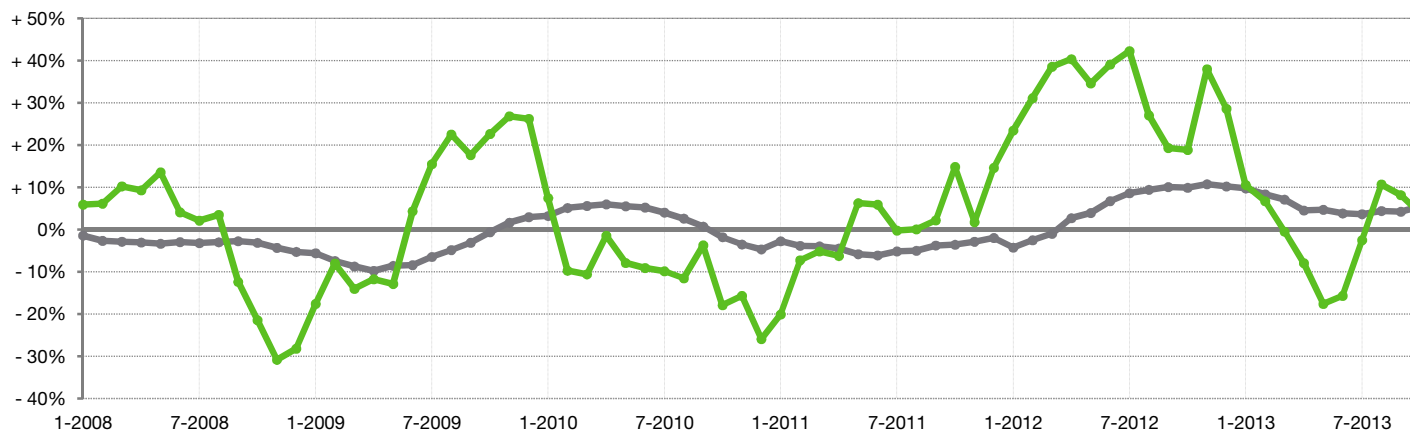
Median Sales Price

■ 2012 ■ 2013



Change in Median Sales Price from Prior Year (6-Month Average)†

All MLS — Fayette County



† Each dot represents the change in median sales price from the prior year using a 6-month weighted average. This means that each of the 6 months used in a dot are proportioned according to their share of sales during that period. | Current as of November 12, 2013. All data from Columbus REALTORS® Multiple Listing Service (MLS). | Powered by 10K Research and Marketing. | Page 1 of 2

Local Market Update – October 2013

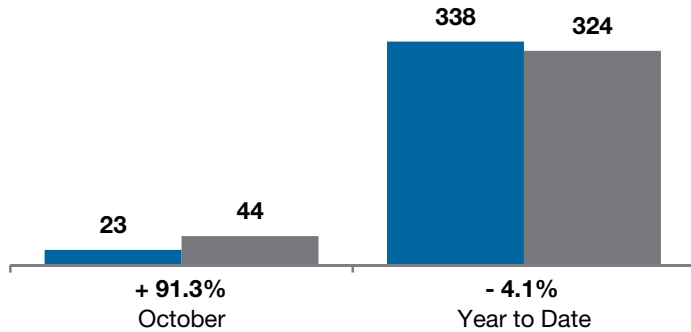
A RESEARCH TOOL PROVIDED BY THE COLUMBUS REALTORS®
 BASED ON RESIDENTIAL LISTING DATA ONLY



Fayette County

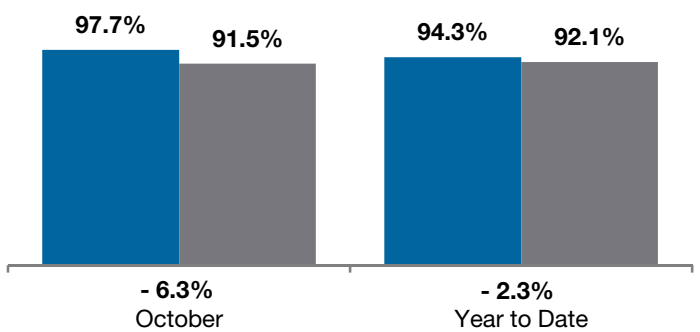
New Listings

■ 2012 ■ 2013



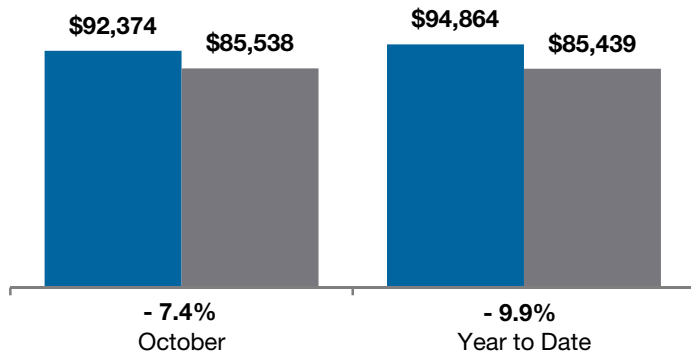
Pct of Last List Price Received

■ 2012 ■ 2013



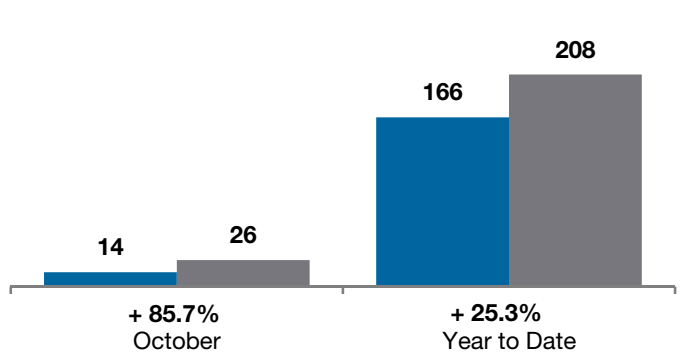
Average Sales Price

■ 2012 ■ 2013



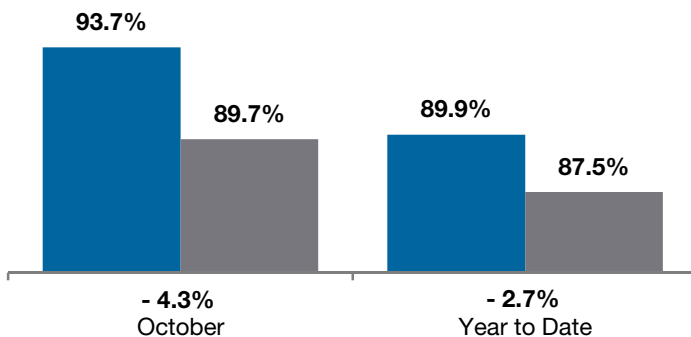
Single Family Sales

■ 2012 ■ 2013



Pct. of Orig. List Price Received

■ 2012 ■ 2013



Condo Sales

■ 2012 ■ 2013

