

Local Market Update – October 2013

A RESEARCH TOOL PROVIDED BY THE COLUMBUS REALTORS®
BASED ON RESIDENTIAL LISTING DATA ONLY



German Village

October

Year to Date

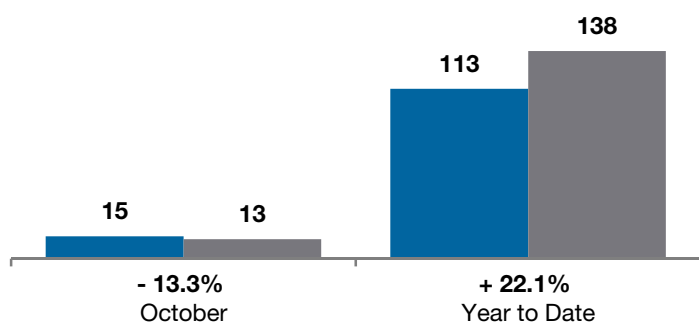
Franklin County (43206 and German Village subdivision)

	2012	2013	+ / -	2012	2013	+ / -
Closed Sales	15	13	- 13.3%	113	138	+ 22.1%
In Contracts	--	13	--	--	148	--
Average Sales Price	\$343,933	\$270,654	- 21.3%	\$326,796	\$299,729	- 8.3%
Median Sales Price**	\$260,000	\$217,500	- 16.3%	\$279,900	\$265,500	- 5.1%
Average Price per Square Foot**	\$185.28	\$185.73	+ 0.5%	\$186.39	\$188.25	+ 1.1%
Percent of Original List Price Received**	90.0%	94.3%	+ 4.8%	91.3%	94.6%	+ 3.6%
Percent of Last List Price Received**	95.1%	96.3%	+ 1.3%	95.3%	96.4%	+ 1.2%
Days on Market Until Sale	196	76	- 61.2%	122	70	- 42.6%
New Listings	16	9	- 43.8%	156	192	+ 23.1%
Median List Price of New Listings	\$334,900	\$259,900	- 22.4%	\$279,900	\$277,400	- 0.9%
Median List Price at Time of Sale	\$269,000	\$225,000	- 16.4%	\$279,900	\$269,900	- 3.6%
Inventory of Homes for Sale	--	48	--	--	--	--
Months Supply of Inventory	--	3.5	--	--	--	--

** Does not account for seller concessions.

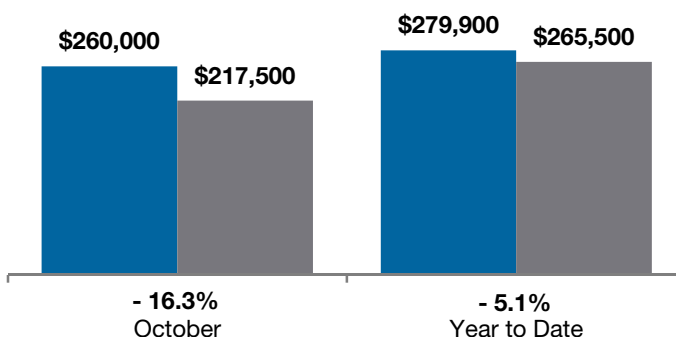
Closed Sales

■ 2012 ■ 2013



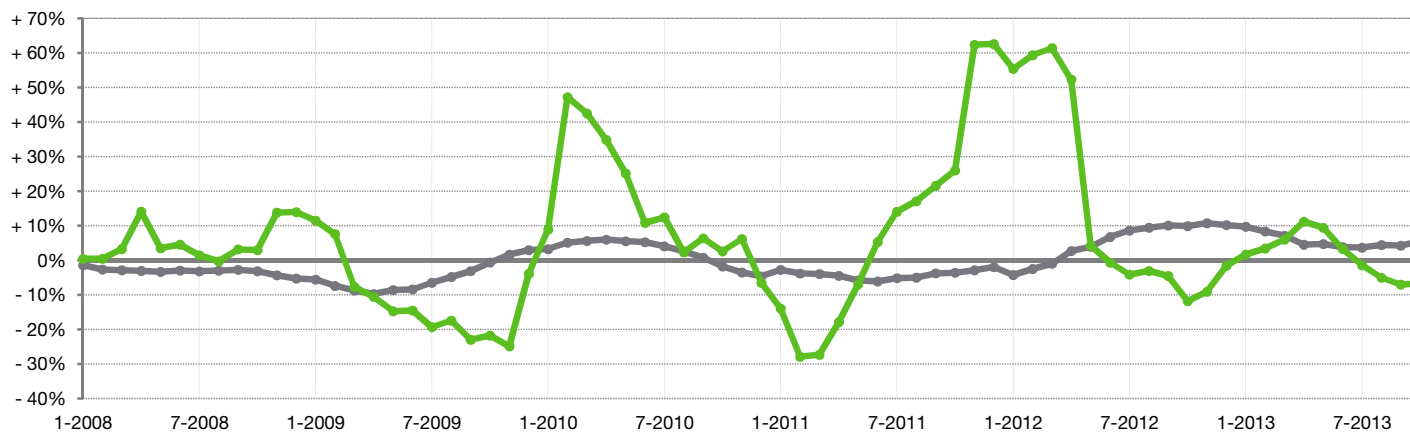
Median Sales Price

■ 2012 ■ 2013



Change in Median Sales Price from Prior Year (6-Month Average)†

All MLS — German Village —



† Each dot represents the change in median sales price from the prior year using a 6-month weighted average. This means that each of the 6 months used in a dot are proportioned according to their share of sales during that period. | Current as of November 12, 2013. All data from Columbus REALTORS® Multiple Listing Service (MLS). | Powered by 10K Research and Marketing. | Page 1 of 2

Local Market Update – October 2013

A RESEARCH TOOL PROVIDED BY THE COLUMBUS REALTORS®
 BASED ON RESIDENTIAL LISTING DATA ONLY

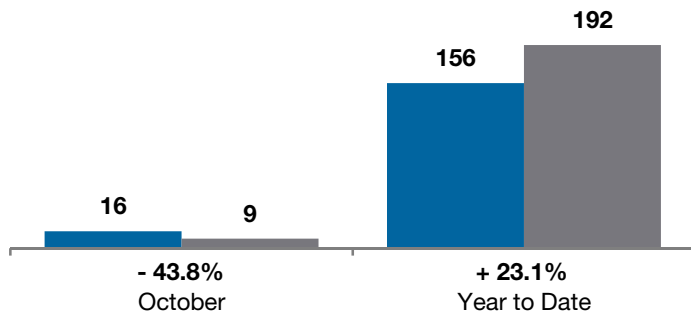


German Village

Franklin County (43206 and German Village subdivision)

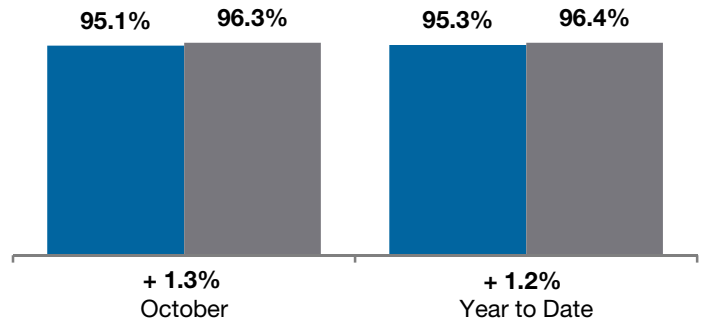
New Listings

■ 2012 ■ 2013



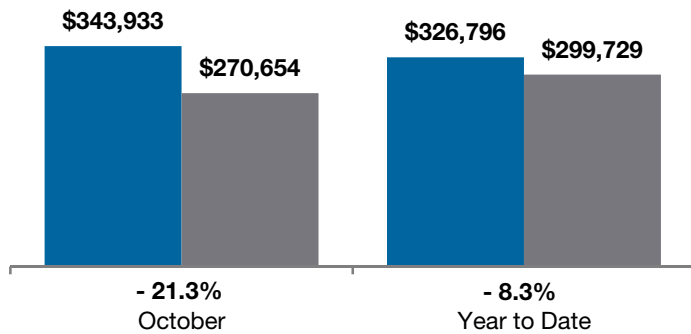
Pct of Last List Price Received

■ 2012 ■ 2013



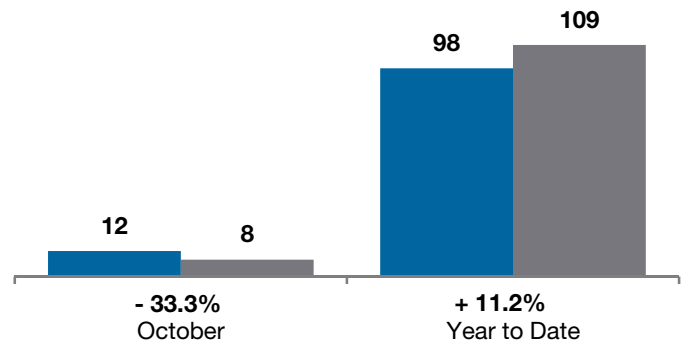
Average Sales Price

■ 2012 ■ 2013



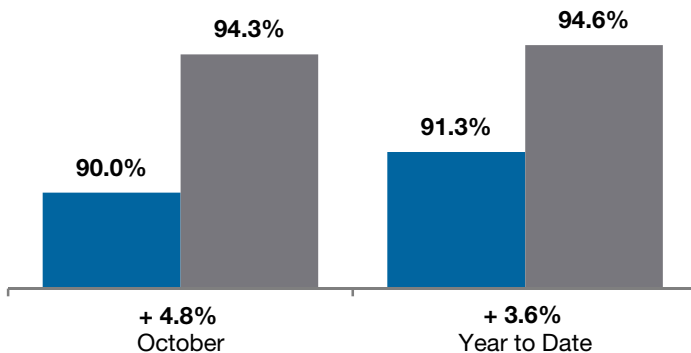
Single Family Sales

■ 2012 ■ 2013



Pct. of Orig. List Price Received

■ 2012 ■ 2013



Condo Sales

■ 2012 ■ 2013

