

Local Market Update – October 2013

A RESEARCH TOOL PROVIDED BY THE COLUMBUS REALTORS®
BASED ON RESIDENTIAL LISTING DATA ONLY



Hamilton Local School District

Franklin County

October

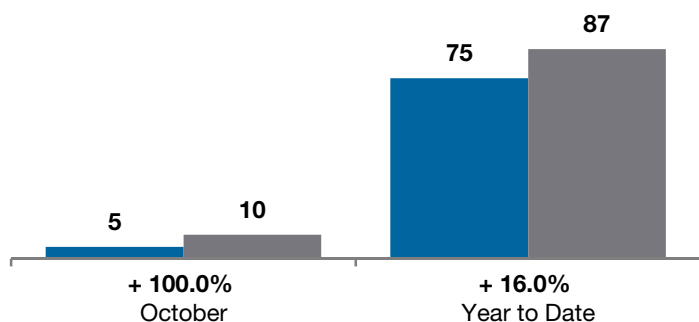
Year to Date

	2012	2013	+ / -	2012	2013	+ / -
Closed Sales	5	10	+ 100.0%	75	87	+ 16.0%
In Contracts	--	12	--	--	97	--
Average Sales Price	\$48,015	\$95,290	+ 98.5%	\$72,192	\$77,050	+ 6.7%
Median Sales Price**	\$45,000	\$83,450	+ 85.4%	\$68,000	\$77,000	+ 13.2%
Average Price per Square Foot**	\$36.71	\$50.21	+ 35.1%	\$49.55	\$52.99	+ 6.0%
Percent of Original List Price Received**	86.8%	93.3%	+ 7.5%	94.6%	96.1%	+ 1.6%
Percent of Last List Price Received**	95.1%	96.7%	+ 1.7%	98.1%	97.9%	- 0.2%
Days on Market Until Sale	33	96	+ 190.9%	48	56	+ 16.7%
New Listings	18	12	- 33.3%	131	136	+ 3.8%
Median List Price of New Listings	\$45,450	\$79,250	+ 74.4%	\$68,000	\$79,450	+ 16.8%
Median List Price at Time of Sale	\$47,250	\$82,500	+ 74.6%	\$69,900	\$79,000	+ 13.0%
Inventory of Homes for Sale	--	41	--	--	--	--
Months Supply of Inventory	--	4.7	--	--	--	--

** Does not account for seller concessions.

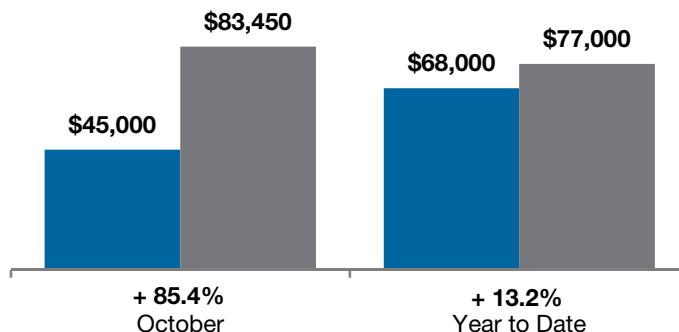
Closed Sales

■ 2012 ■ 2013



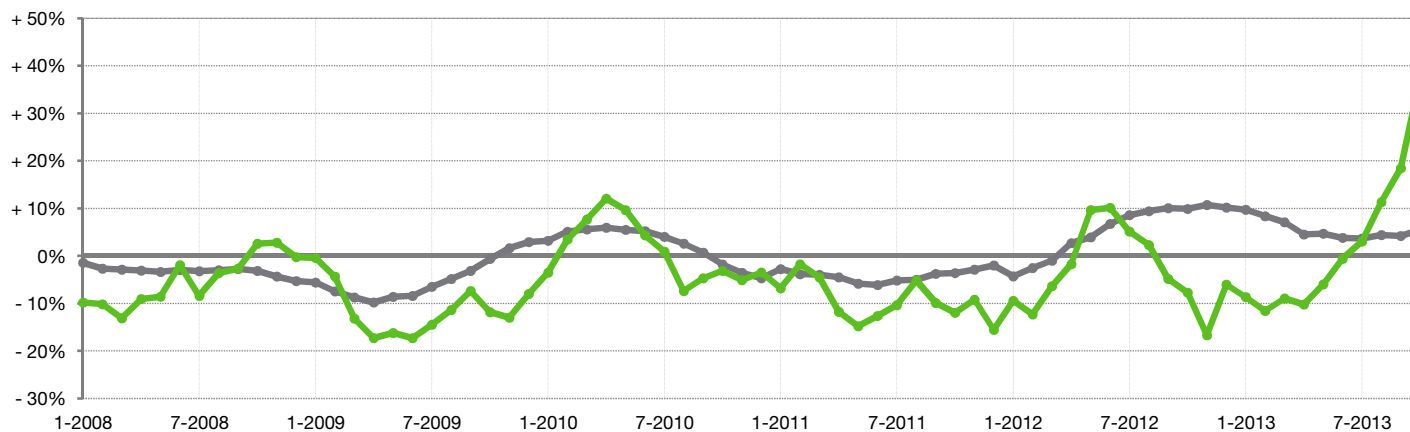
Median Sales Price

■ 2012 ■ 2013



Change in Median Sales Price from Prior Year (6-Month Average)†

All MLS — Hamilton Local School District —



† Each dot represents the change in median sales price from the prior year using a 6-month weighted average. This means that each of the 6 months used in a dot are proportioned according to their share of sales during that period. | Current as of November 12, 2013. All data from Columbus REALTORS® Multiple Listing Service (MLS). | Powered by 10K Research and Marketing. | Page 1 of 2

Local Market Update – October 2013

A RESEARCH TOOL PROVIDED BY THE COLUMBUS REALTORS®
 BASED ON RESIDENTIAL LISTING DATA ONLY

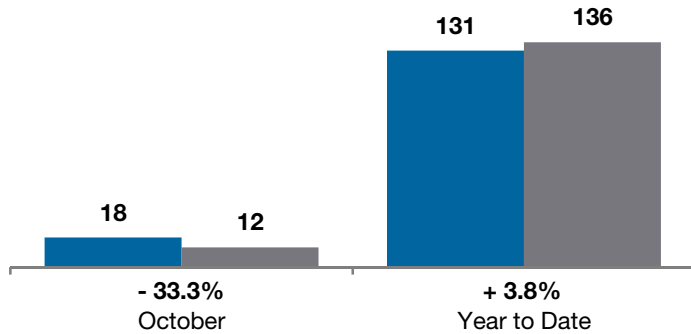


Hamilton Local School District

Franklin County

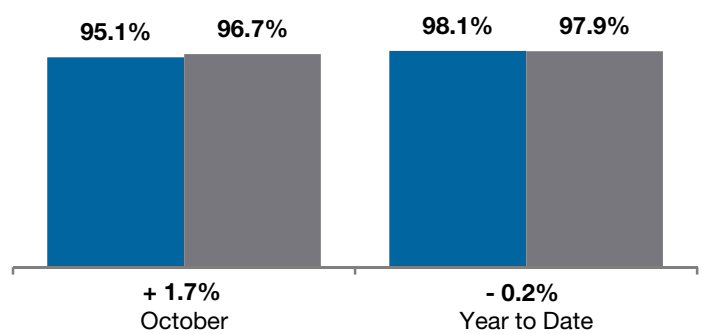
New Listings

■ 2012 ■ 2013



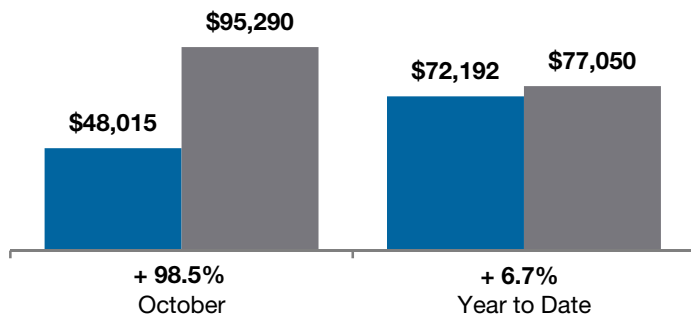
Pct of Last List Price Received

■ 2012 ■ 2013



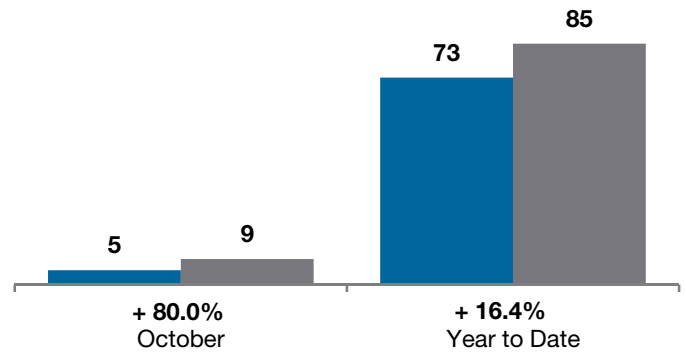
Average Sales Price

■ 2012 ■ 2013



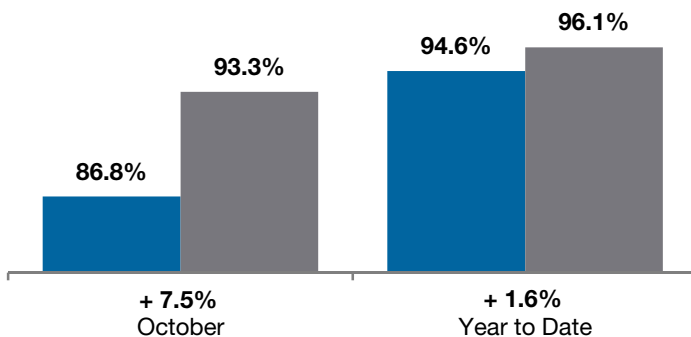
Single Family Sales

■ 2012 ■ 2013



Pct. of Orig. List Price Received

■ 2012 ■ 2013



Condo Sales

■ 2012 ■ 2013

