

Local Market Update – October 2013

A RESEARCH TOOL PROVIDED BY THE COLUMBUS REALTORS®
BASED ON RESIDENTIAL LISTING DATA ONLY



Hilliard City School District

Franklin County

October

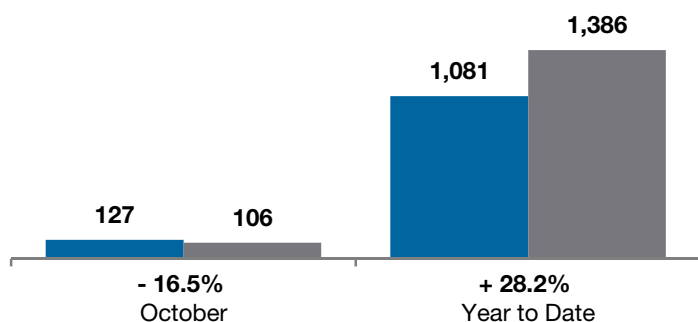
Year to Date

	2012	2013	+ / -	2012	2013	+ / -
Closed Sales	127	106	- 16.5%	1,081	1,386	+ 28.2%
In Contracts	--	147	--	--	1,468	--
Average Sales Price	\$174,170	\$205,308	+ 17.9%	\$186,788	\$201,202	+ 7.7%
Median Sales Price**	\$157,750	\$174,950	+ 10.9%	\$166,000	\$174,900	+ 5.4%
Average Price per Square Foot**	\$92.94	\$101.44	+ 8.6%	\$97.08	\$103.66	+ 7.2%
Percent of Original List Price Received**	93.9%	94.3%	+ 0.4%	93.6%	95.3%	+ 1.8%
Percent of Last List Price Received**	97.9%	96.8%	- 1.1%	96.9%	97.4%	+ 0.5%
Days on Market Until Sale	90	71	- 21.1%	89	62	- 30.3%
New Listings	133	158	+ 18.8%	1,657	1,792	+ 8.1%
Median List Price of New Listings	\$163,900	\$183,500	+ 12.0%	\$169,900	\$179,900	+ 5.9%
Median List Price at Time of Sale	\$163,650	\$179,900	+ 9.9%	\$169,900	\$177,900	+ 4.7%
Inventory of Homes for Sale	--	398	--	--	--	--
Months Supply of Inventory	--	2.9	--	--	--	--

** Does not account for seller concessions.

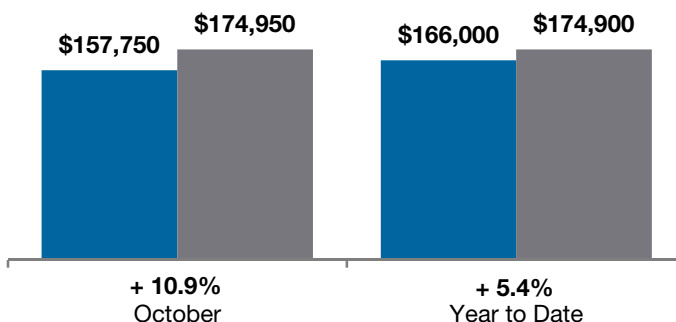
Closed Sales

■ 2012 ■ 2013

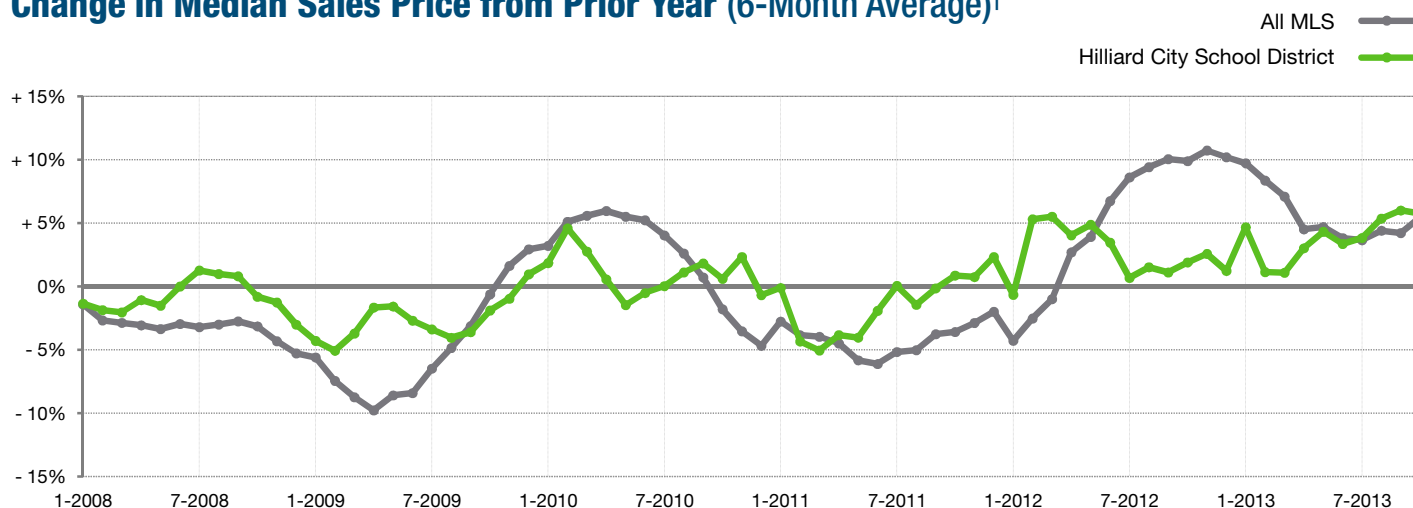


Median Sales Price

■ 2012 ■ 2013



Change in Median Sales Price from Prior Year (6-Month Average)†



† Each dot represents the change in median sales price from the prior year using a 6-month weighted average. This means that each of the 6 months used in a dot are proportioned according to their share of sales during that period. | Current as of November 12, 2013. All data from Columbus REALTORS® Multiple Listing Service (MLS). | Powered by 10K Research and Marketing. | Page 1 of 2

Local Market Update – October 2013

A RESEARCH TOOL PROVIDED BY THE COLUMBUS REALTORS®
 BASED ON RESIDENTIAL LISTING DATA ONLY

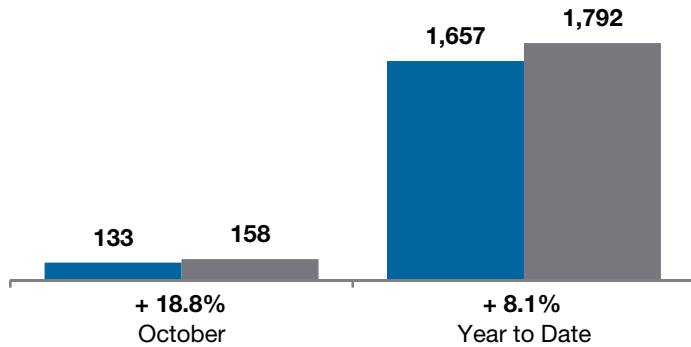


Hilliard City School District

Franklin County

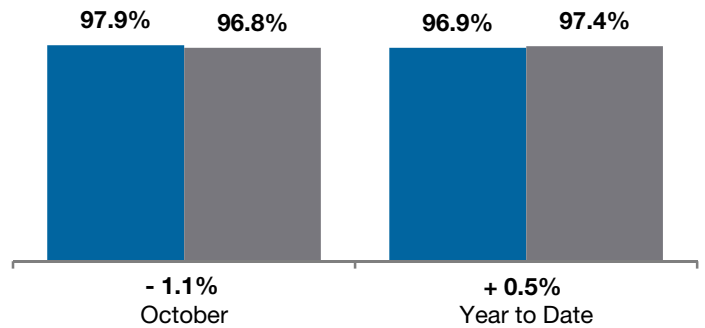
New Listings

■ 2012 ■ 2013



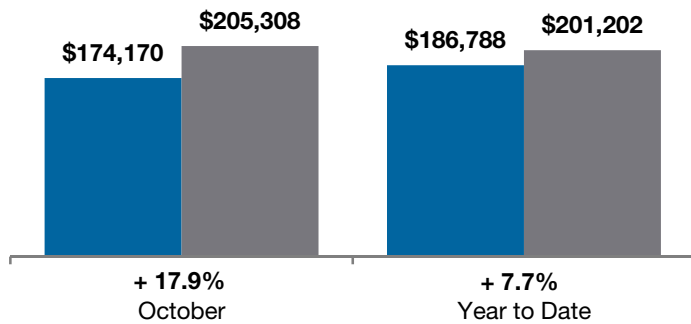
Pct of Last List Price Received

■ 2012 ■ 2013



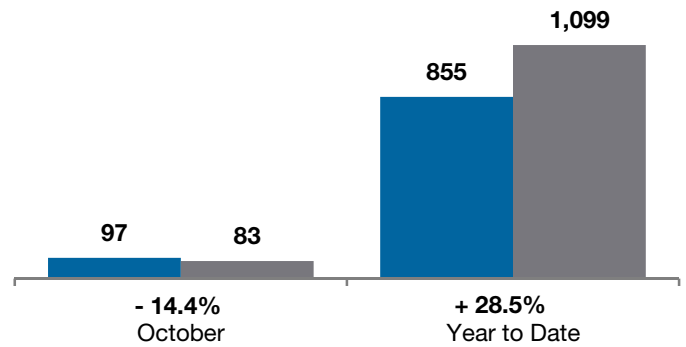
Average Sales Price

■ 2012 ■ 2013



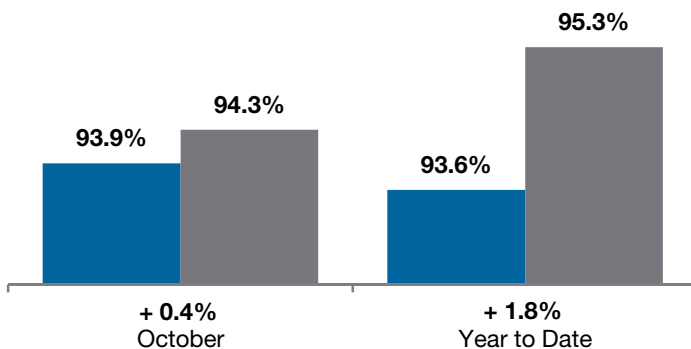
Single Family Sales

■ 2012 ■ 2013



Pct. of Orig. List Price Received

■ 2012 ■ 2013



Condo Sales

■ 2012 ■ 2013

