

Local Market Update – October 2013

A RESEARCH TOOL PROVIDED BY THE COLUMBUS REALTORS®
BASED ON RESIDENTIAL LISTING DATA ONLY



Hilliard (Corp.)

Franklin County

October

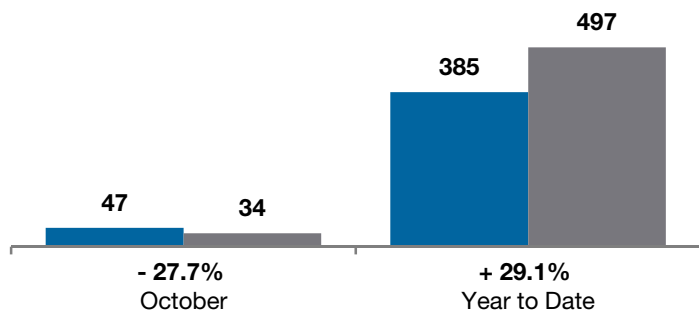
Year to Date

	2012	2013	+ / -	2012	2013	+ / -
Closed Sales	47	34	- 27.7%	385	497	+ 29.1%
In Contracts	--	55	--	--	531	--
Average Sales Price	\$195,080	\$193,188	- 1.0%	\$206,311	\$217,574	+ 5.5%
Median Sales Price**	\$207,500	\$181,000	- 12.8%	\$199,900	\$207,500	+ 3.8%
Average Price per Square Foot**	\$94.53	\$106.46	+ 11.6%	\$99.97	\$105.90	+ 6.0%
Percent of Original List Price Received**	94.9%	94.0%	- 0.9%	94.3%	95.8%	+ 1.6%
Percent of Last List Price Received**	97.7%	96.8%	- 0.9%	97.2%	97.8%	+ 0.6%
Days on Market Until Sale	91	78	- 14.3%	92	55	- 40.2%
New Listings	45	48	+ 6.7%	548	617	+ 12.6%
Median List Price of New Listings	\$169,900	\$221,950	+ 30.6%	\$208,250	\$214,500	+ 3.0%
Median List Price at Time of Sale	\$209,900	\$189,950	- 9.5%	\$205,000	\$209,900	+ 2.4%
Inventory of Homes for Sale	--	105	--	--	--	--
Months Supply of Inventory	--	2.2	--	--	--	--

** Does not account for seller concessions.

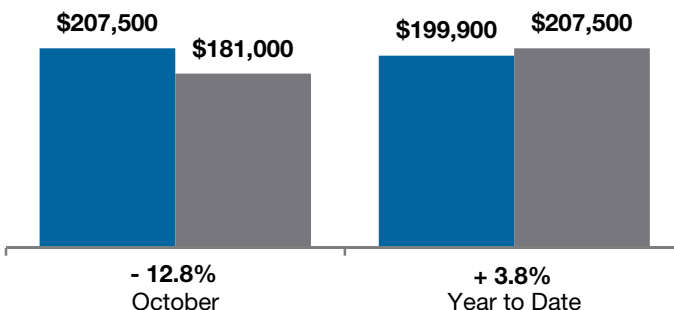
Closed Sales

■ 2012 ■ 2013

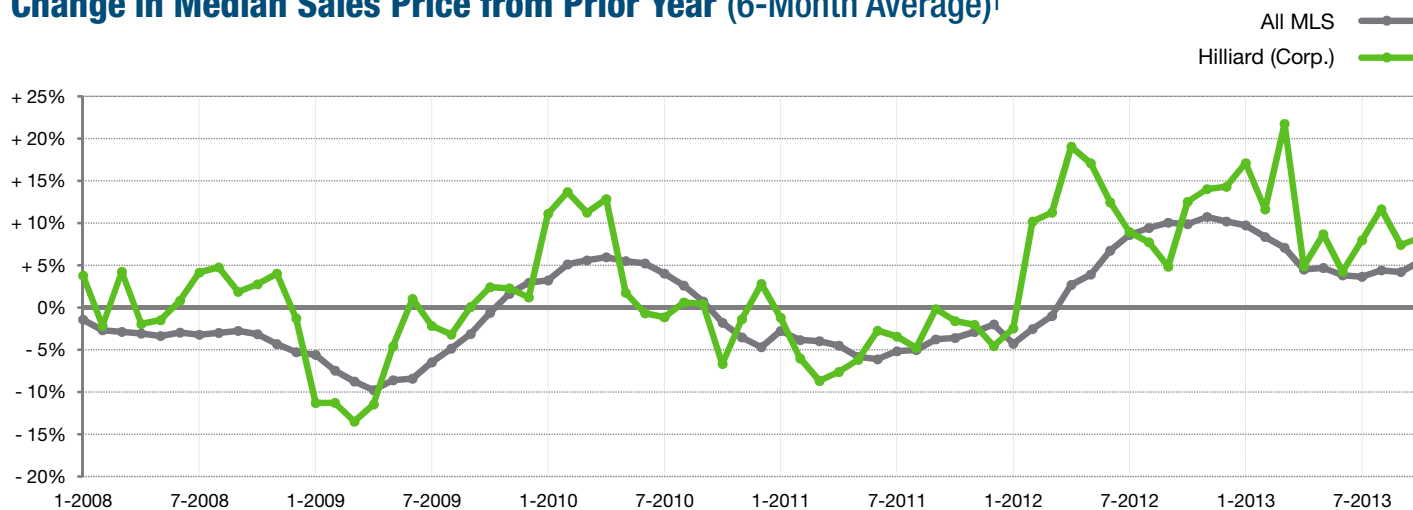


Median Sales Price

■ 2012 ■ 2013



Change in Median Sales Price from Prior Year (6-Month Average)†



† Each dot represents the change in median sales price from the prior year using a 6-month weighted average. This means that each of the 6 months used in a dot are proportioned according to their share of sales during that period. | Current as of November 12, 2013. All data from Columbus REALTORS® Multiple Listing Service (MLS). | Powered by 10K Research and Marketing. | Page 1 of 2

Local Market Update – October 2013

A RESEARCH TOOL PROVIDED BY THE COLUMBUS REALTORS®
 BASED ON RESIDENTIAL LISTING DATA ONLY

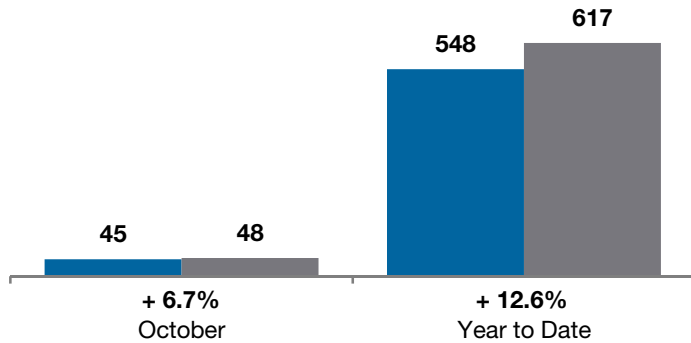


Hilliard (Corp.)

Franklin County

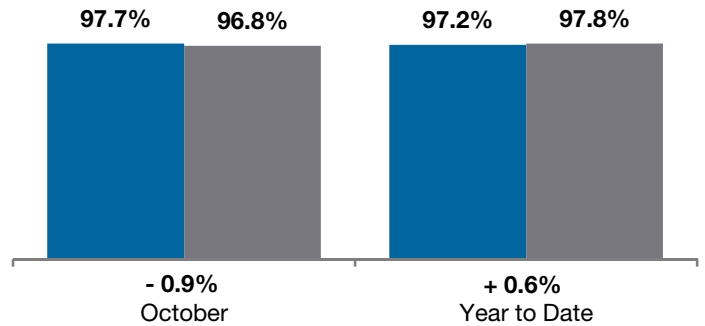
New Listings

■ 2012 ■ 2013



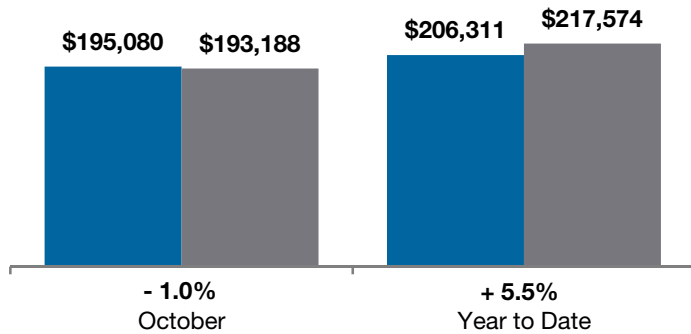
Pct of Last List Price Received

■ 2012 ■ 2013



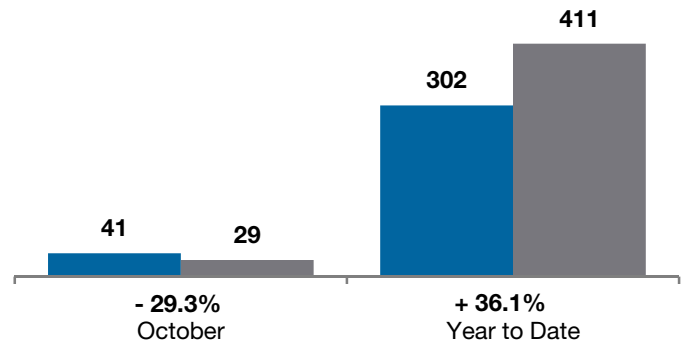
Average Sales Price

■ 2012 ■ 2013



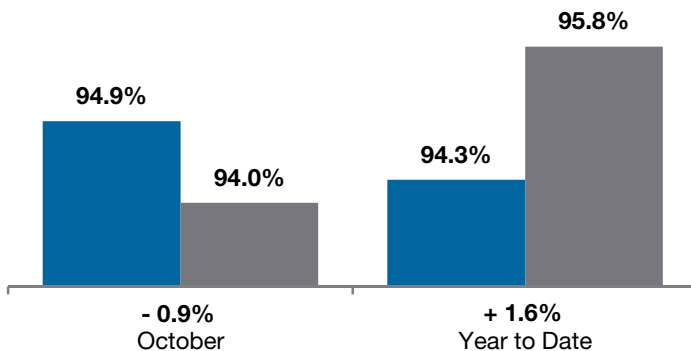
Single Family Sales

■ 2012 ■ 2013



Pct. of Orig. List Price Received

■ 2012 ■ 2013



Condo Sales

■ 2012 ■ 2013

