

Local Market Update – October 2013

A RESEARCH TOOL PROVIDED BY THE COLUMBUS REALTORS®
BASED ON RESIDENTIAL LISTING DATA ONLY



Licking County

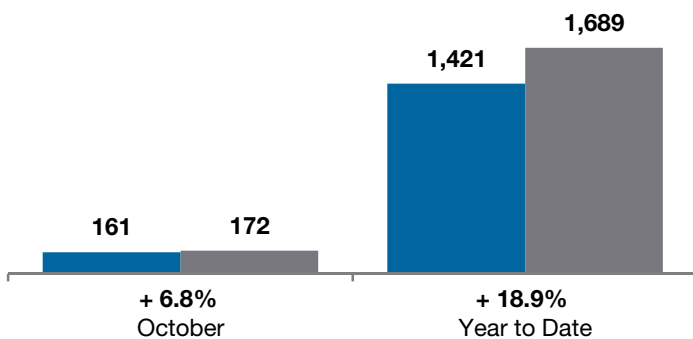
October

Year to Date

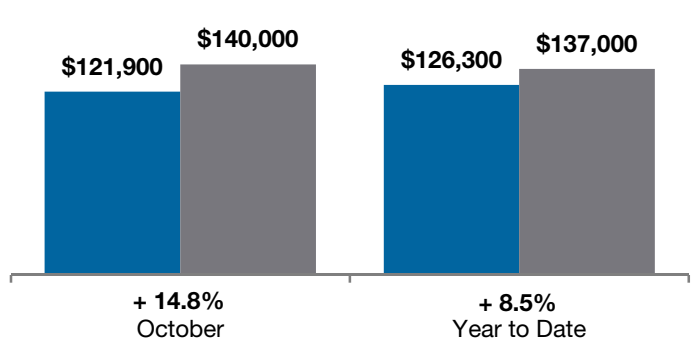
	2012	2013	+ / -	2012	2013	+ / -
Closed Sales	161	172	+ 6.8%	1,421	1,689	+ 18.9%
In Contracts	--	180	--	--	1,835	--
Average Sales Price	\$134,411	\$151,351	+ 12.6%	\$146,109	\$151,116	+ 3.4%
Median Sales Price**	\$121,900	\$140,000	+ 14.8%	\$126,300	\$137,000	+ 8.5%
Average Price per Square Foot**	\$75.23	\$83.61	+ 12.0%	\$78.17	\$80.65	+ 3.8%
Percent of Original List Price Received**	92.0%	92.9%	+ 1.0%	91.2%	92.6%	+ 1.5%
Percent of Last List Price Received**	95.5%	95.3%	- 0.2%	95.0%	95.6%	+ 0.6%
Days on Market Until Sale	87	77	- 11.5%	98	83	- 15.3%
New Listings	224	227	+ 1.3%	2,464	2,835	+ 15.1%
Median List Price of New Listings	\$135,200	\$137,500	+ 1.7%	\$139,900	\$144,500	+ 3.3%
Median List Price at Time of Sale	\$124,900	\$141,900	+ 13.6%	\$132,250	\$139,900	+ 5.8%
Inventory of Homes for Sale	--	1,048	--	--	--	--
Months Supply of Inventory	--	6.4	--	--	--	--

** Does not account for seller concessions.

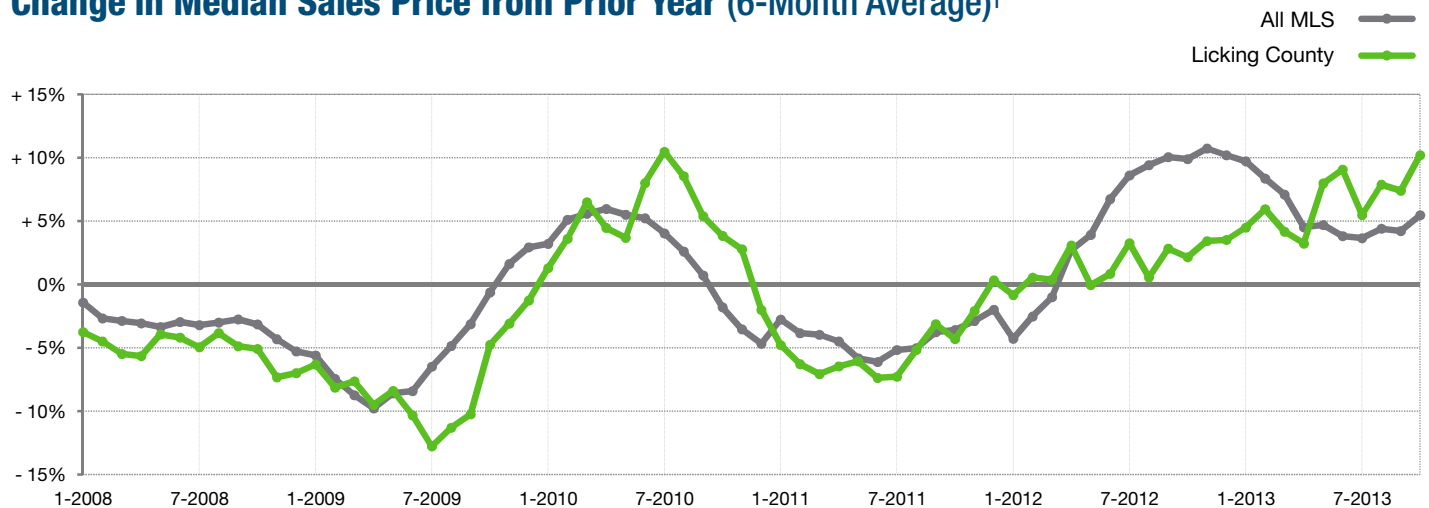
Closed Sales



Median Sales Price



Change in Median Sales Price from Prior Year (6-Month Average)†



† Each dot represents the change in median sales price from the prior year using a 6-month weighted average. This means that each of the 6 months used in a dot are proportioned according to their share of sales during that period. | Current as of November 12, 2013. All data from Columbus REALTORS® Multiple Listing Service (MLS). | Powered by 10K Research and Marketing. | Page 1 of 2

Local Market Update – October 2013

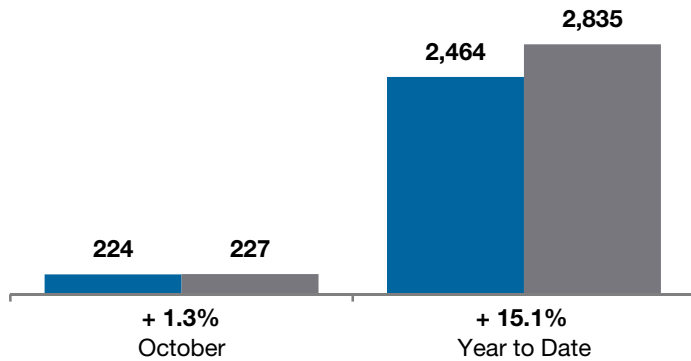
A RESEARCH TOOL PROVIDED BY THE COLUMBUS REALTORS®
 BASED ON RESIDENTIAL LISTING DATA ONLY



Licking County

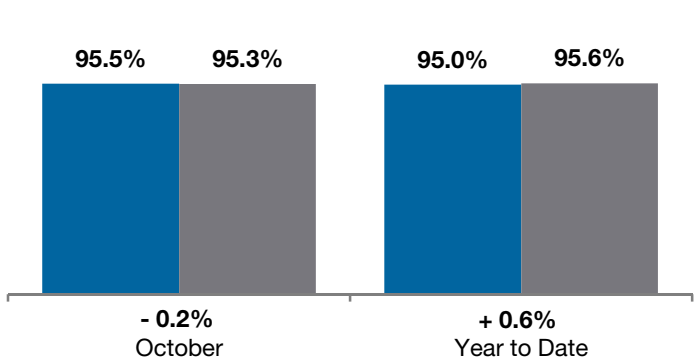
New Listings

■ 2012 ■ 2013



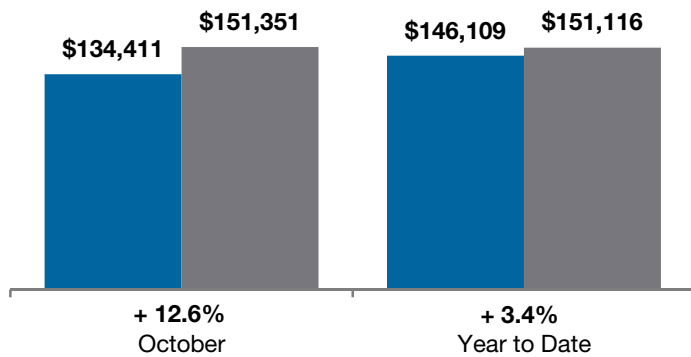
Pct of Last List Price Received

■ 2012 ■ 2013



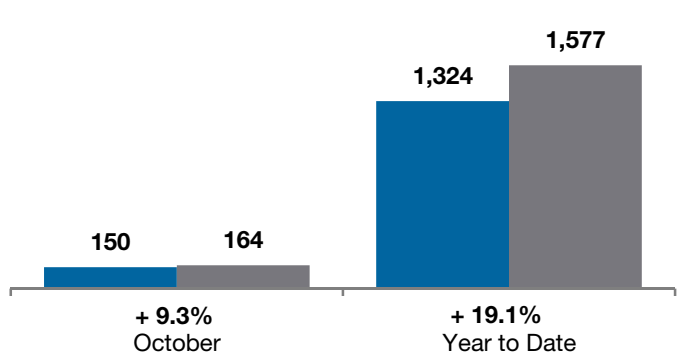
Average Sales Price

■ 2012 ■ 2013



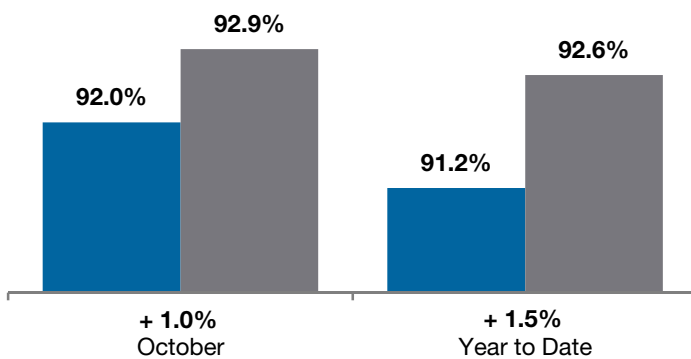
Single Family Sales

■ 2012 ■ 2013



Pct. of Orig. List Price Received

■ 2012 ■ 2013



Condo Sales

■ 2012 ■ 2013

