

Local Market Update – October 2013

A RESEARCH TOOL PROVIDED BY THE COLUMBUS REALTORS®
BASED ON RESIDENTIAL LISTING DATA ONLY



Logan County

October

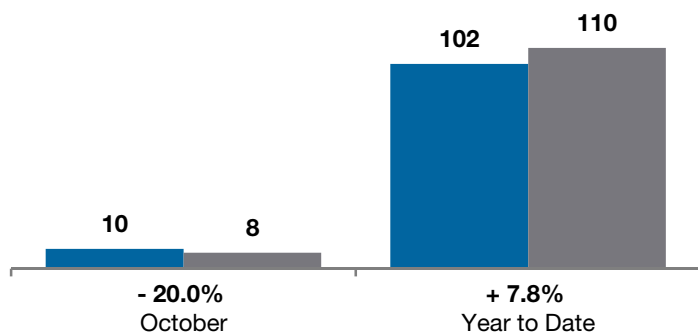
Year to Date

	2012	2013	+ / -	2012	2013	+ / -
Closed Sales	10	8	- 20.0%	102	110	+ 7.8%
In Contracts	--	8	--	--	119	--
Average Sales Price	\$190,435	\$148,150	- 22.2%	\$130,654	\$127,929	- 2.1%
Median Sales Price**	\$142,450	\$134,350	- 5.7%	\$113,500	\$108,950	- 4.0%
Average Price per Square Foot**	\$95.34	\$109.38	+ 14.7%	\$85.45	\$75.30	- 11.8%
Percent of Original List Price Received**	88.9%	91.2%	+ 2.6%	90.1%	90.0%	- 0.1%
Percent of Last List Price Received**	93.3%	95.4%	+ 2.3%	93.7%	94.4%	+ 0.7%
Days on Market Until Sale	77	221	+ 187.0%	124	124	0.0%
New Listings	17	10	- 41.2%	243	195	- 19.8%
Median List Price of New Listings	\$139,900	\$204,828	+ 46.4%	\$119,900	\$139,900	+ 16.7%
Median List Price at Time of Sale	\$151,400	\$144,950	- 4.3%	\$121,500	\$113,700	- 6.4%
Inventory of Homes for Sale	--	85	--	--	--	--
Months Supply of Inventory	--	7.6	--	--	--	--

** Does not account for seller concessions.

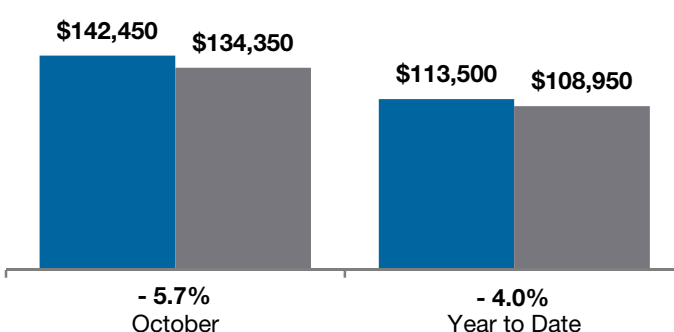
Closed Sales

■ 2012 ■ 2013



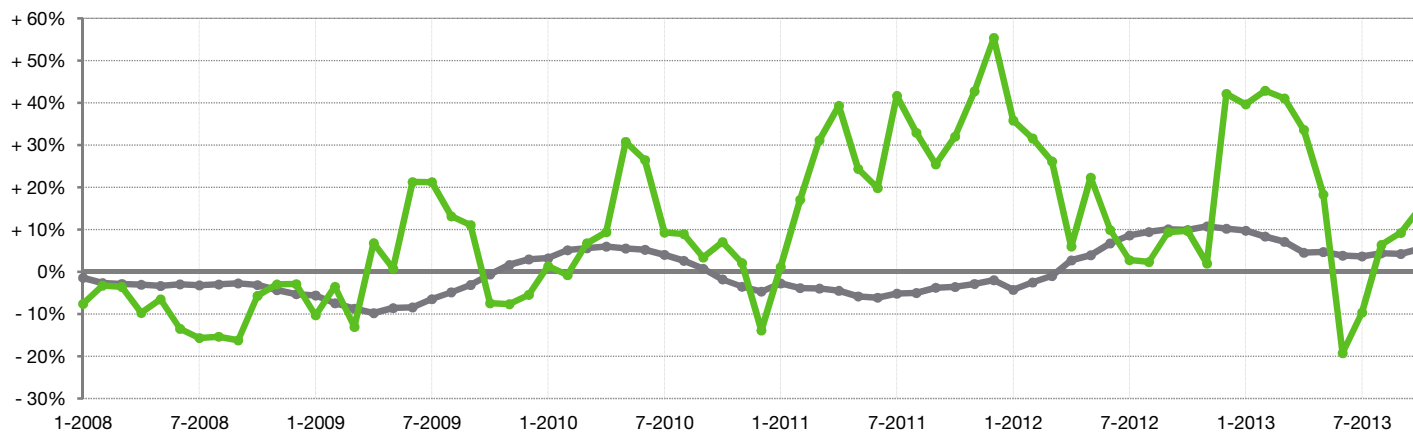
Median Sales Price

■ 2012 ■ 2013



Change in Median Sales Price from Prior Year (6-Month Average)†

All MLS — Logan County



† Each dot represents the change in median sales price from the prior year using a 6-month weighted average. This means that each of the 6 months used in a dot are proportioned according to their share of sales during that period. | Current as of November 12, 2013. All data from Columbus REALTORS® Multiple Listing Service (MLS). | Powered by 10K Research and Marketing. | Page 1 of 2

Local Market Update – October 2013

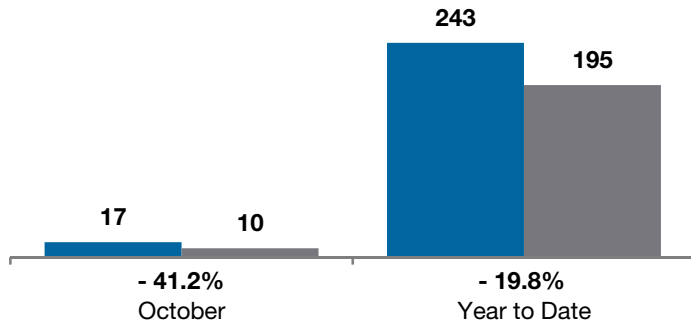
A RESEARCH TOOL PROVIDED BY THE COLUMBUS REALTORS®
 BASED ON RESIDENTIAL LISTING DATA ONLY



Logan County

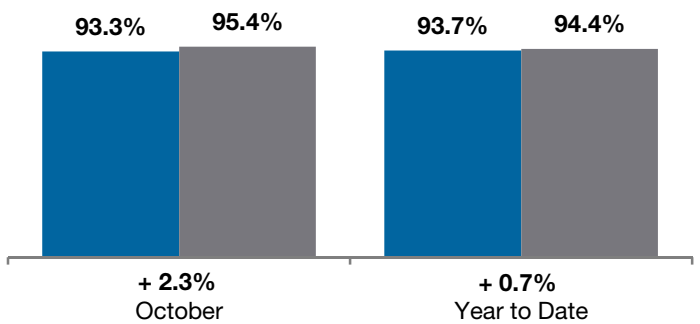
New Listings

■ 2012 ■ 2013



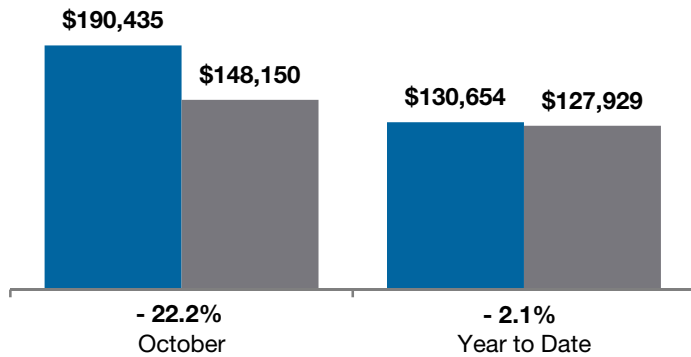
Pct of Last List Price Received

■ 2012 ■ 2013



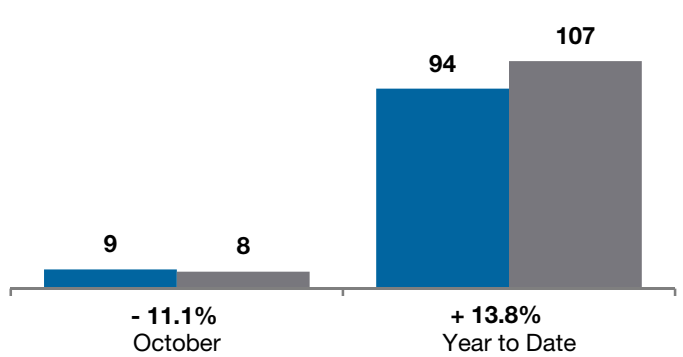
Average Sales Price

■ 2012 ■ 2013



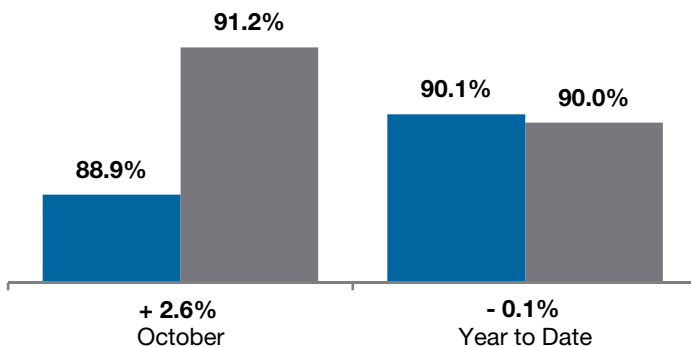
Single Family Sales

■ 2012 ■ 2013



Pct. of Orig. List Price Received

■ 2012 ■ 2013



Condo Sales

■ 2012 ■ 2013

