

Local Market Update – October 2013

A RESEARCH TOOL PROVIDED BY THE COLUMBUS REALTORS®
 BASED ON RESIDENTIAL LISTING DATA ONLY



Madison County

October

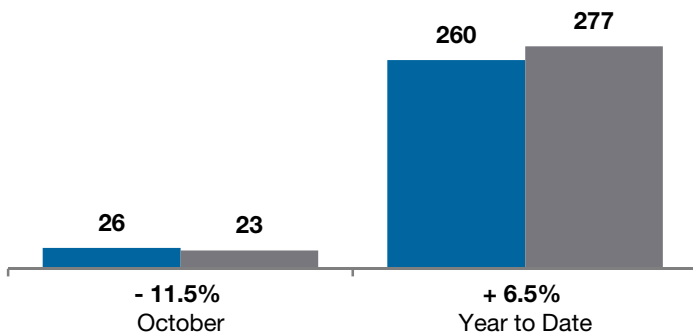
Year to Date

	2012	2013	+ / -	2012	2013	+ / -
Closed Sales	26	23	- 11.5%	260	277	+ 6.5%
In Contracts	--	31	--	--	311	--
Average Sales Price	\$125,325	\$194,330	+ 55.1%	\$131,425	\$155,719	+ 18.5%
Median Sales Price**	\$99,500	\$162,500	+ 63.3%	\$115,000	\$129,000	+ 12.2%
Average Price per Square Foot**	\$67.06	\$89.85	+ 34.3%	\$74.36	\$81.81	+ 10.8%
Percent of Original List Price Received**	88.6%	87.8%	- 0.9%	90.7%	93.0%	+ 2.5%
Percent of Last List Price Received**	93.9%	91.8%	- 2.2%	95.0%	96.0%	+ 1.1%
Days on Market Until Sale	116	96	- 17.2%	113	88	- 22.1%
New Listings	37	30	- 18.9%	449	471	+ 4.9%
Median List Price of New Listings	\$149,900	\$115,950	- 22.6%	\$130,000	\$144,900	+ 11.5%
Median List Price at Time of Sale	\$106,000	\$164,900	+ 55.6%	\$117,750	\$134,900	+ 14.6%
Inventory of Homes for Sale	--	183	--	--	--	--
Months Supply of Inventory	--	6.8	--	--	--	--

** Does not account for seller concessions.

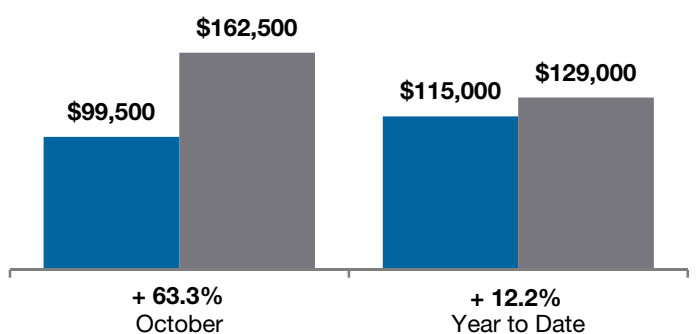
Closed Sales

■ 2012 ■ 2013



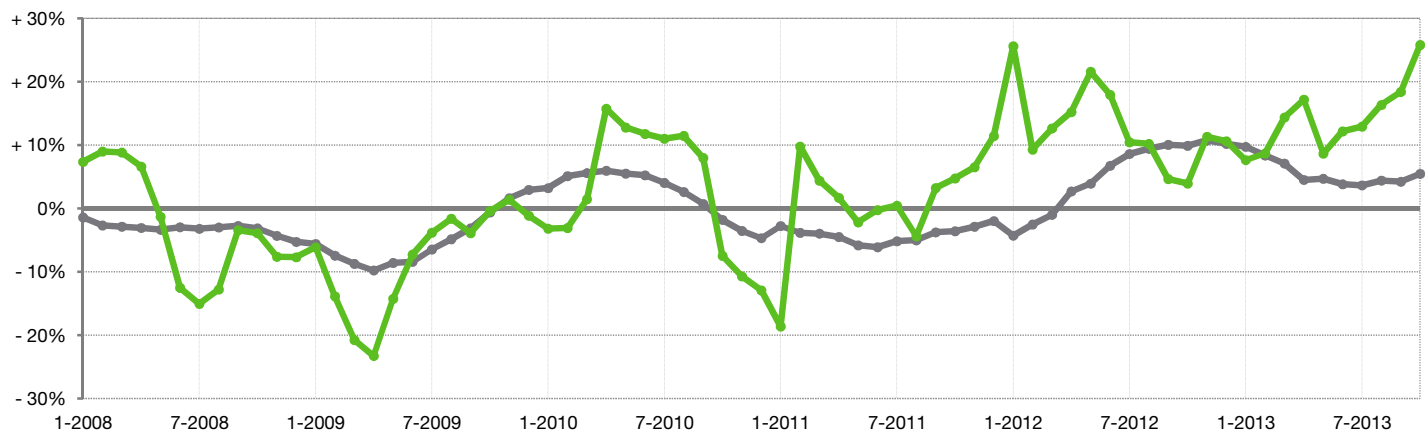
Median Sales Price

■ 2012 ■ 2013



Change in Median Sales Price from Prior Year (6-Month Average)†

All MLS —
 Madison County —



† Each dot represents the change in median sales price from the prior year using a 6-month weighted average. This means that each of the 6 months used in a dot are proportioned according to their share of sales during that period. | Current as of November 12, 2013. All data from Columbus REALTORS® Multiple Listing Service (MLS). | Powered by 10K Research and Marketing. | Page 1 of 2

Local Market Update – October 2013

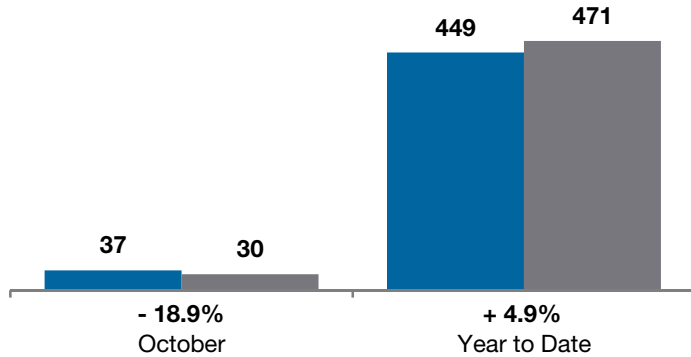
A RESEARCH TOOL PROVIDED BY THE COLUMBUS REALTORS®
 BASED ON RESIDENTIAL LISTING DATA ONLY



Madison County

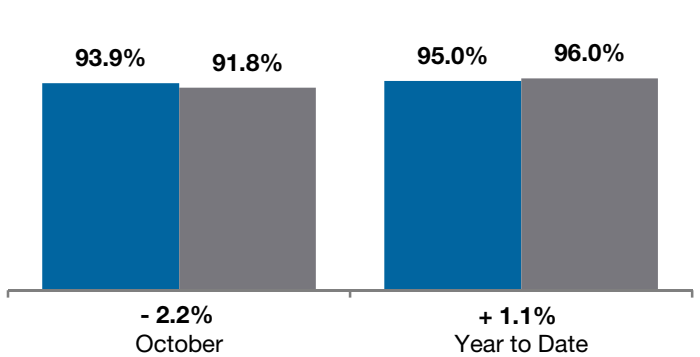
New Listings

■ 2012 ■ 2013



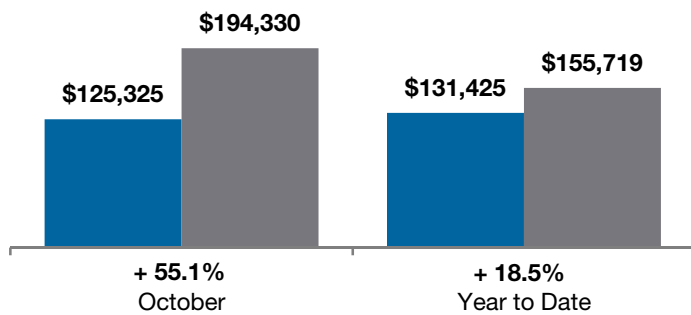
Pct of Last List Price Received

■ 2012 ■ 2013



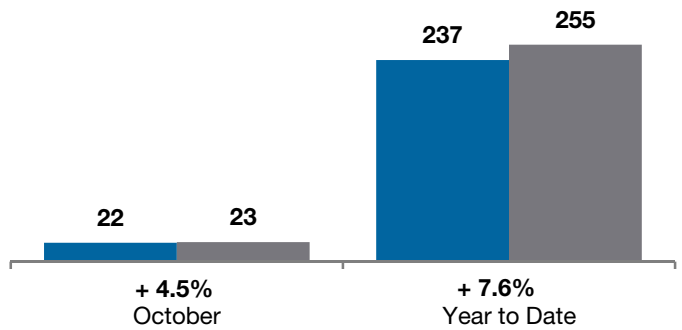
Average Sales Price

■ 2012 ■ 2013



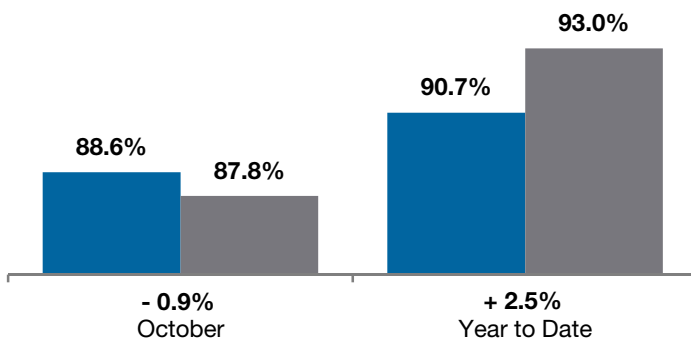
Single Family Sales

■ 2012 ■ 2013



Pct. of Orig. List Price Received

■ 2012 ■ 2013



Condo Sales

■ 2012 ■ 2013

