

Local Market Update – October 2013

A RESEARCH TOOL PROVIDED BY THE COLUMBUS REALTORS®
BASED ON RESIDENTIAL LISTING DATA ONLY



Obetz (Corp.)

Franklin County

October

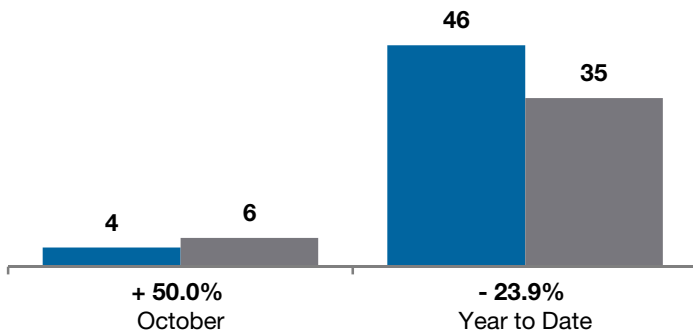
Year to Date

	2012	2013	+ / -	2012	2013	+ / -
Closed Sales	4	6	+ 50.0%	46	35	- 23.9%
In Contracts	--	3	--	--	42	--
Average Sales Price	\$84,694	\$130,567	+ 54.2%	\$82,335	\$91,593	+ 11.2%
Median Sales Price**	\$88,889	\$134,950	+ 51.8%	\$76,050	\$93,000	+ 22.3%
Average Price per Square Foot**	\$46.30	\$59.31	+ 28.3%	\$54.38	\$54.73	+ 1.9%
Percent of Original List Price Received**	87.3%	95.3%	+ 9.2%	94.2%	96.6%	+ 2.5%
Percent of Last List Price Received**	98.3%	97.6%	- 0.7%	101.0%	100.0%	- 1.0%
Days on Market Until Sale	42	105	+ 150.0%	53	72	+ 35.8%
New Listings	2	5	+ 150.0%	53	64	+ 20.8%
Median List Price of New Listings	\$53,950	\$99,900	+ 85.2%	\$87,900	\$101,350	+ 15.3%
Median List Price at Time of Sale	\$89,450	\$137,450	+ 53.7%	\$79,900	\$94,900	+ 18.8%
Inventory of Homes for Sale	--	17	--	--	--	--
Months Supply of Inventory	--	4.8	--	--	--	--

** Does not account for seller concessions.

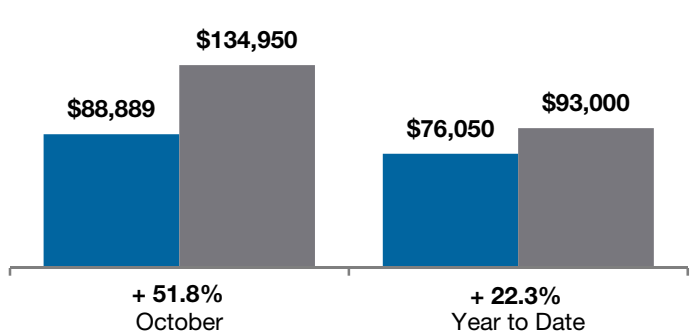
Closed Sales

■ 2012 ■ 2013

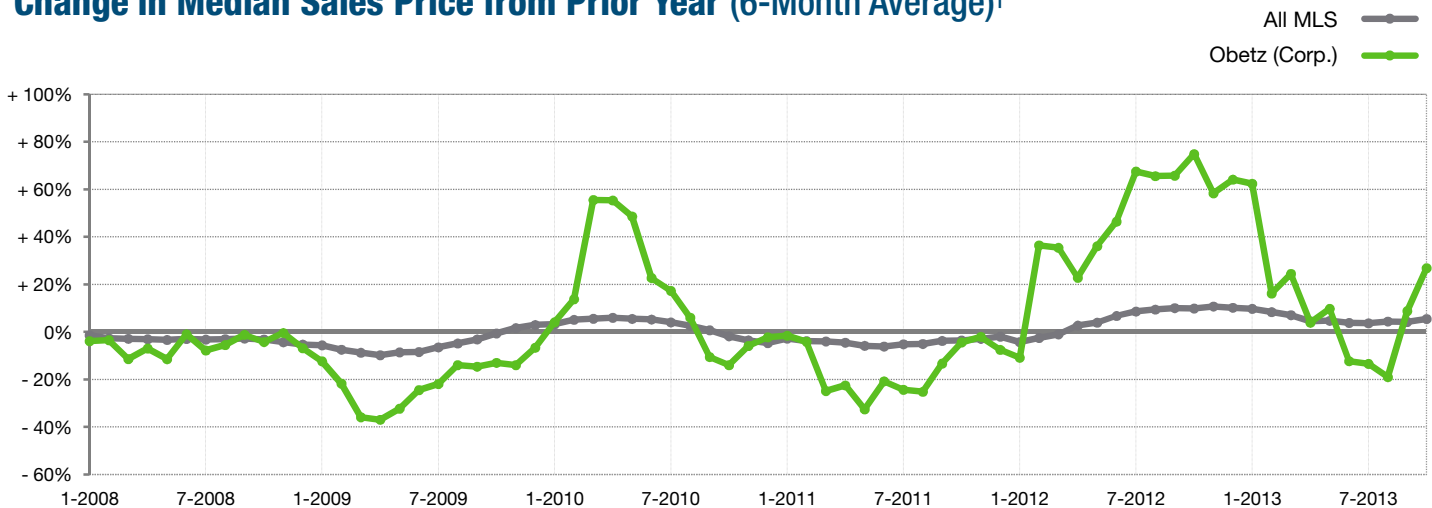


Median Sales Price

■ 2012 ■ 2013



Change in Median Sales Price from Prior Year (6-Month Average)†



† Each dot represents the change in median sales price from the prior year using a 6-month weighted average. This means that each of the 6 months used in a dot are proportioned according to their share of sales during that period. | Current as of November 12, 2013. All data from Columbus REALTORS® Multiple Listing Service (MLS). | Powered by 10K Research and Marketing. | Page 1 of 2

Local Market Update – October 2013

A RESEARCH TOOL PROVIDED BY THE COLUMBUS REALTORS®
 BASED ON RESIDENTIAL LISTING DATA ONLY

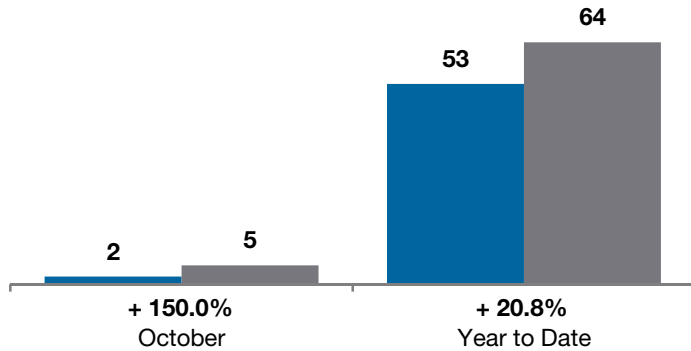


Obetz (Corp.)

Franklin County

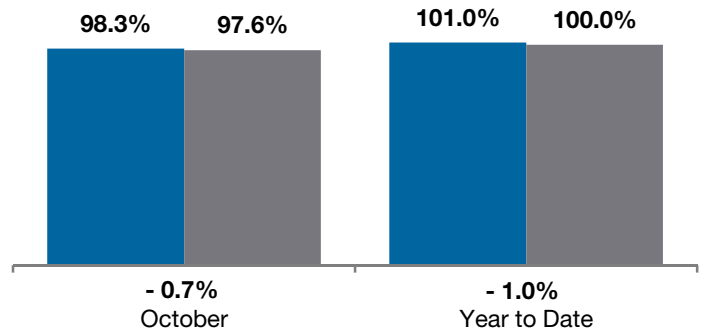
New Listings

■ 2012 ■ 2013



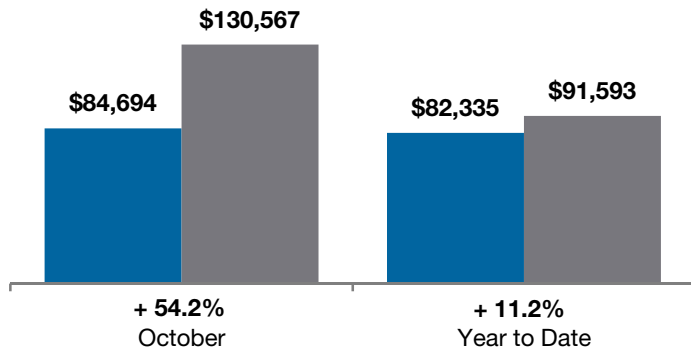
Pct of Last List Price Received

■ 2012 ■ 2013



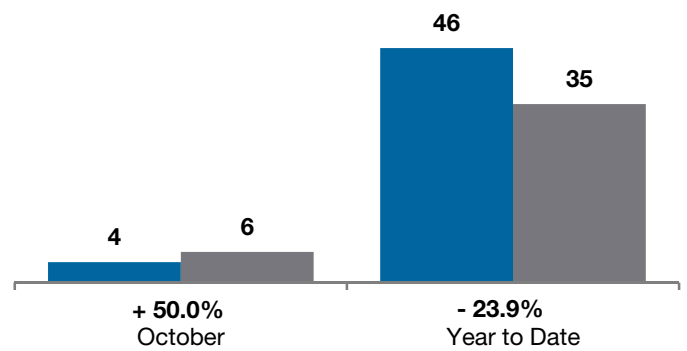
Average Sales Price

■ 2012 ■ 2013



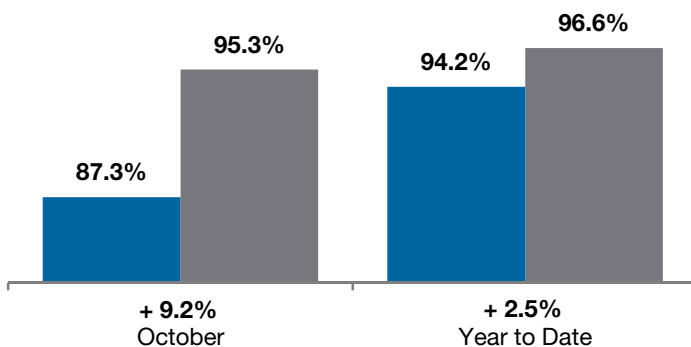
Single Family Sales

■ 2012 ■ 2013



Pct. of Orig. List Price Received

■ 2012 ■ 2013



Condo Sales

■ 2012 ■ 2013

