

Local Market Update – October 2013

A RESEARCH TOOL PROVIDED BY THE COLUMBUS REALTORS®
BASED ON RESIDENTIAL LISTING DATA ONLY



Perry County

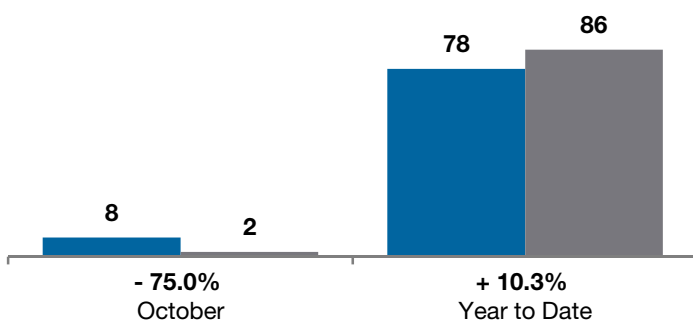
October

Year to Date

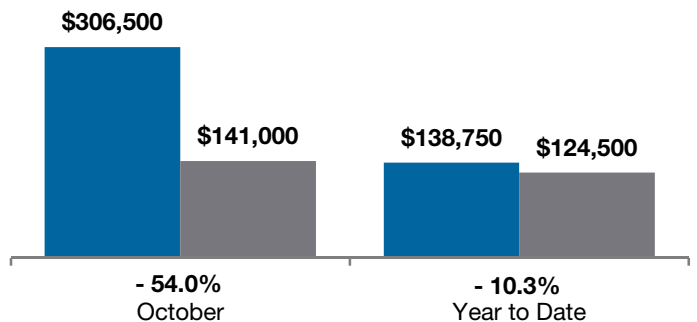
	2012	2013	+ / -	2012	2013	+ / -
Closed Sales	8	2	- 75.0%	78	86	+ 10.3%
In Contracts	--	8	--	--	97	--
Average Sales Price	\$273,937	\$141,000	- 48.5%	\$158,574	\$146,308	- 7.7%
Median Sales Price**	\$306,500	\$141,000	- 54.0%	\$138,750	\$124,500	- 10.3%
Average Price per Square Foot**	\$161.47	\$55.13	- 65.8%	\$99.09	\$82.24	- 17.2%
Percent of Original List Price Received**	86.8%	84.3%	- 2.9%	88.3%	90.0%	+ 1.9%
Percent of Last List Price Received**	96.2%	94.7%	- 1.6%	93.6%	93.8%	+ 0.2%
Days on Market Until Sale	101	72	- 28.7%	122	106	- 13.1%
New Listings	18	22	+ 22.2%	170	194	+ 14.1%
Median List Price of New Listings	\$123,650	\$138,900	+ 12.3%	\$144,900	\$145,900	+ 0.7%
Median List Price at Time of Sale	\$339,450	\$147,450	- 56.6%	\$144,050	\$132,400	- 8.1%
Inventory of Homes for Sale	--	113	--	--	--	--
Months Supply of Inventory	--	12.6	--	--	--	--

** Does not account for seller concessions.

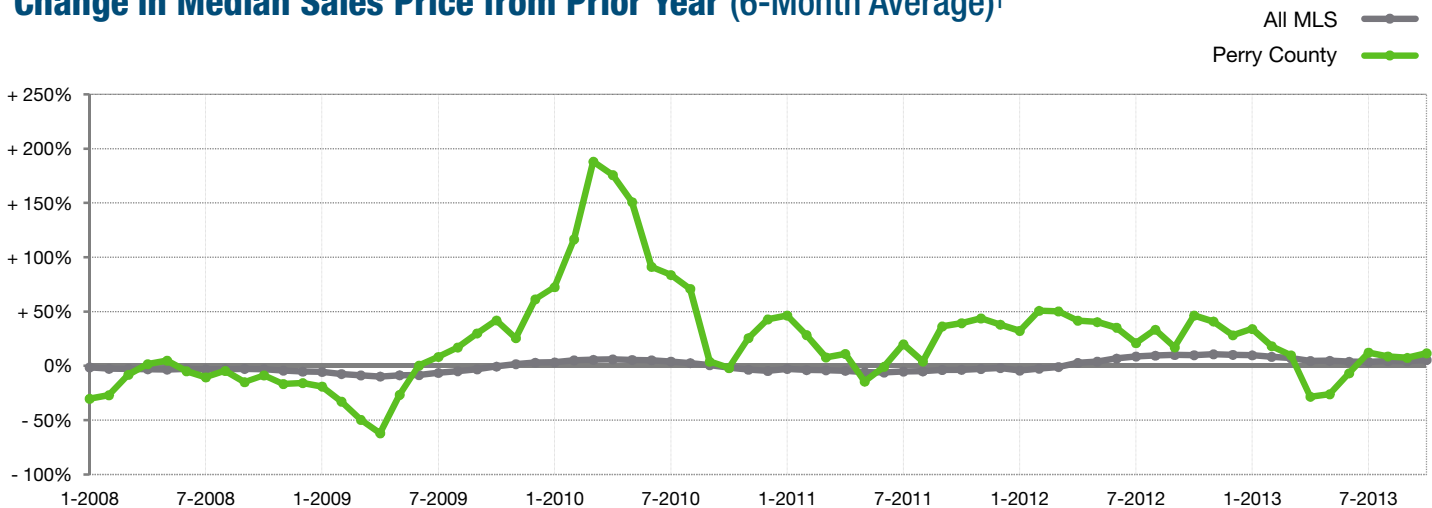
Closed Sales



Median Sales Price



Change in Median Sales Price from Prior Year (6-Month Average)†



† Each dot represents the change in median sales price from the prior year using a 6-month weighted average. This means that each of the 6 months used in a dot are proportioned according to their share of sales during that period. | Current as of November 12, 2013. All data from Columbus REALTORS® Multiple Listing Service (MLS). | Powered by 10K Research and Marketing. | Page 1 of 2

Local Market Update – October 2013

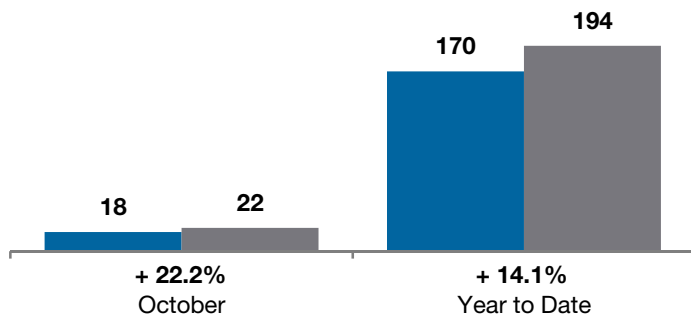
A RESEARCH TOOL PROVIDED BY THE COLUMBUS REALTORS®
 BASED ON RESIDENTIAL LISTING DATA ONLY



Perry County

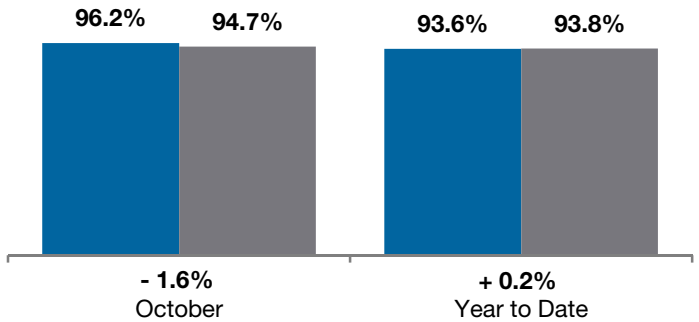
New Listings

■ 2012 ■ 2013



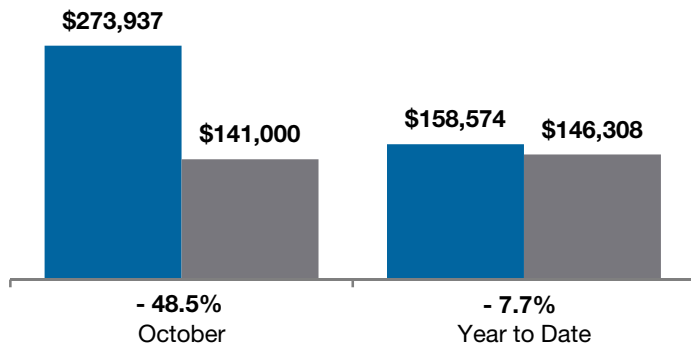
Pct of Last List Price Received

■ 2012 ■ 2013



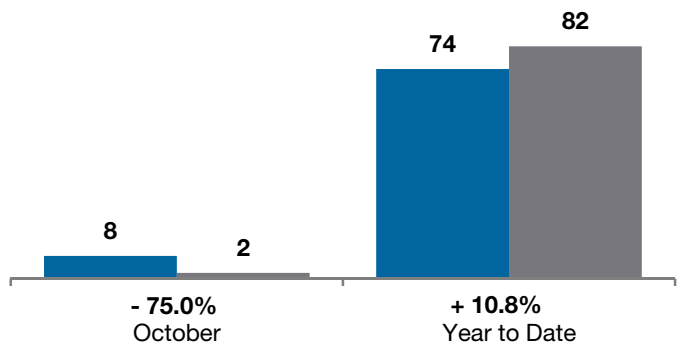
Average Sales Price

■ 2012 ■ 2013



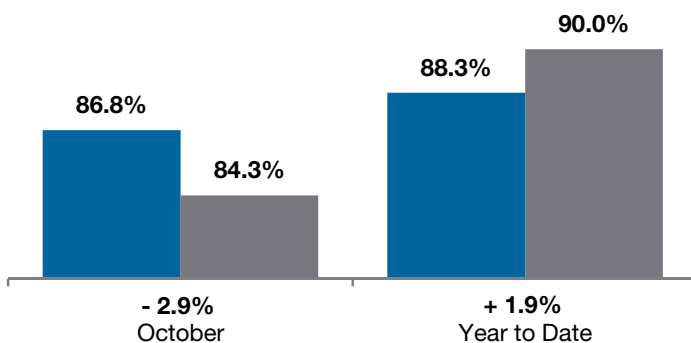
Single Family Sales

■ 2012 ■ 2013



Pct. of Orig. List Price Received

■ 2012 ■ 2013



Condo Sales

■ 2012 ■ 2013

