

Local Market Update – October 2013

A RESEARCH TOOL PROVIDED BY THE COLUMBUS REALTORS®
BASED ON RESIDENTIAL LISTING DATA ONLY



Powell (Corp.)

Delaware County

October

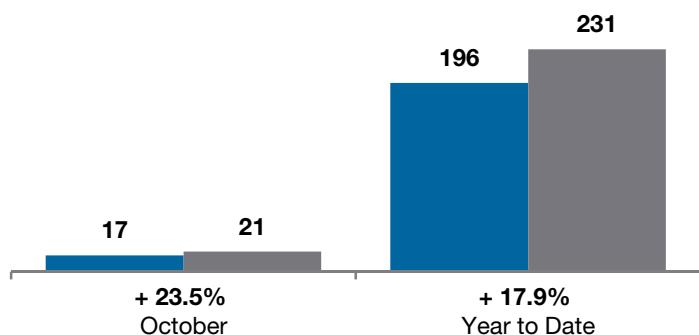
Year to Date

	2012	2013	+ / -	2012	2013	+ / -
Closed Sales	17	21	+ 23.5%	196	231	+ 17.9%
In Contracts	--	21	--	--	237	--
Average Sales Price	\$264,612	\$317,690	+ 20.1%	\$296,403	\$321,663	+ 8.5%
Median Sales Price**	\$271,000	\$305,000	+ 12.5%	\$289,750	\$309,900	+ 7.0%
Average Price per Square Foot**	\$111.24	\$123.77	+ 11.7%	\$113.44	\$119.99	+ 6.2%
Percent of Original List Price Received**	98.5%	96.8%	- 1.7%	94.5%	95.7%	+ 1.3%
Percent of Last List Price Received**	99.6%	98.1%	- 1.5%	97.0%	97.3%	+ 0.3%
Days on Market Until Sale	83	31	- 62.7%	104	57	- 45.2%
New Listings	26	23	- 11.5%	255	254	- 0.4%
Median List Price of New Listings	\$277,450	\$345,000	+ 24.3%	\$315,000	\$319,900	+ 1.6%
Median List Price at Time of Sale	\$275,000	\$325,000	+ 18.2%	\$299,350	\$317,000	+ 5.9%
Inventory of Homes for Sale	--	53	--	--	--	--
Months Supply of Inventory	--	2.4	--	--	--	--

** Does not account for seller concessions.

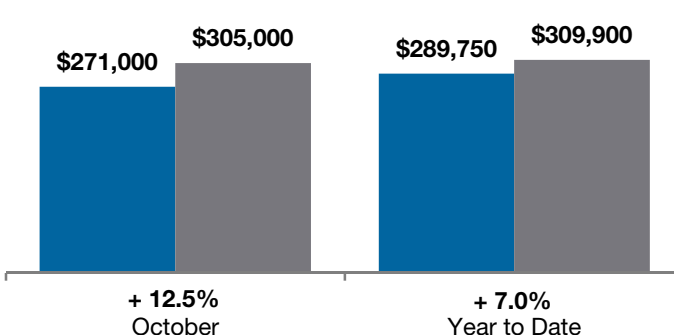
Closed Sales

■ 2012 ■ 2013

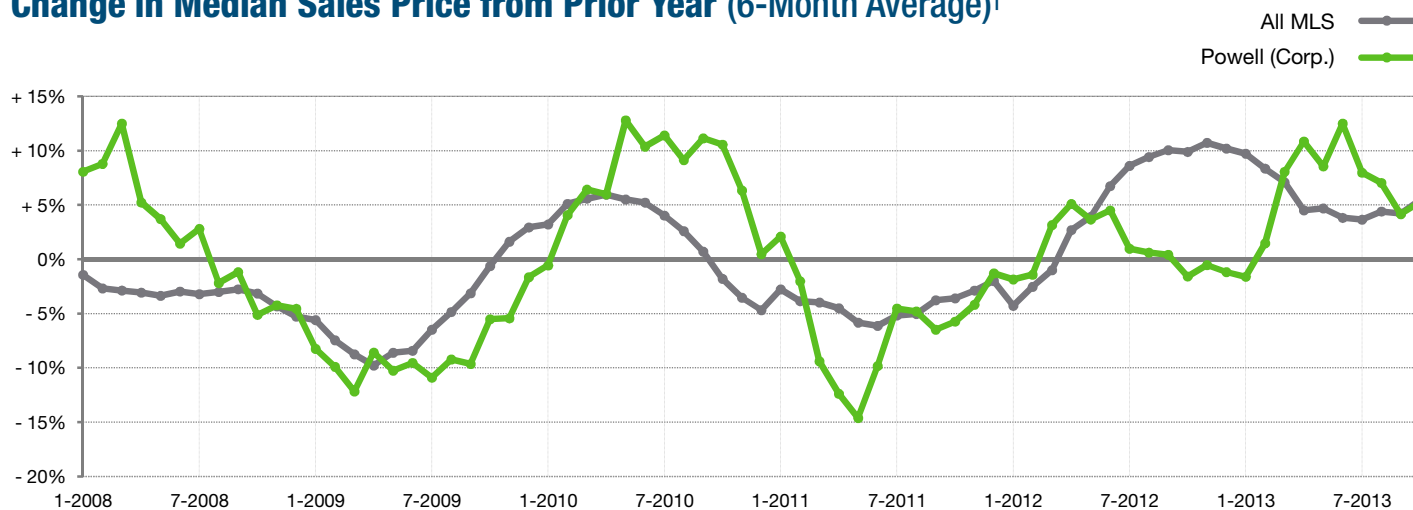


Median Sales Price

■ 2012 ■ 2013



Change in Median Sales Price from Prior Year (6-Month Average)†



† Each dot represents the change in median sales price from the prior year using a 6-month weighted average. This means that each of the 6 months used in a dot are proportioned according to their share of sales during that period. | Current as of November 12, 2013. All data from Columbus REALTORS® Multiple Listing Service (MLS). | Powered by 10K Research and Marketing. | Page 1 of 2

Local Market Update – October 2013

A RESEARCH TOOL PROVIDED BY THE COLUMBUS REALTORS®
 BASED ON RESIDENTIAL LISTING DATA ONLY

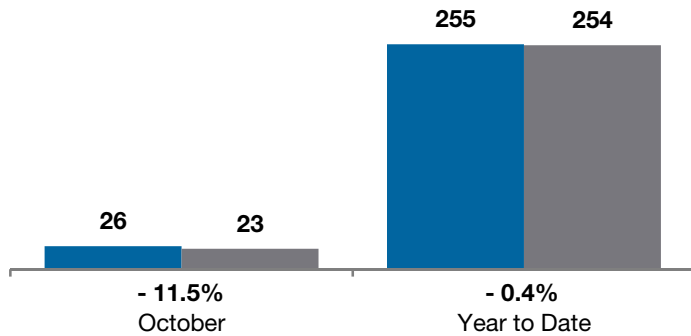


Powell (Corp.)

Delaware County

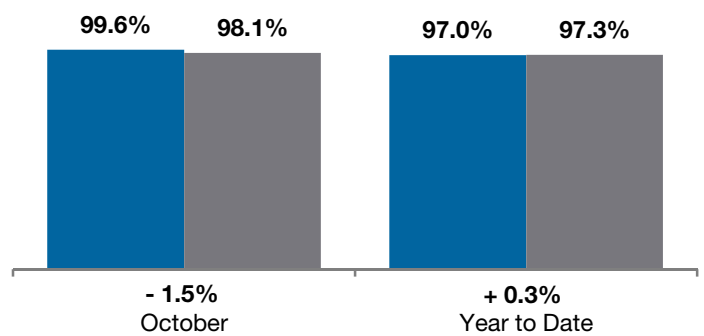
New Listings

■ 2012 ■ 2013



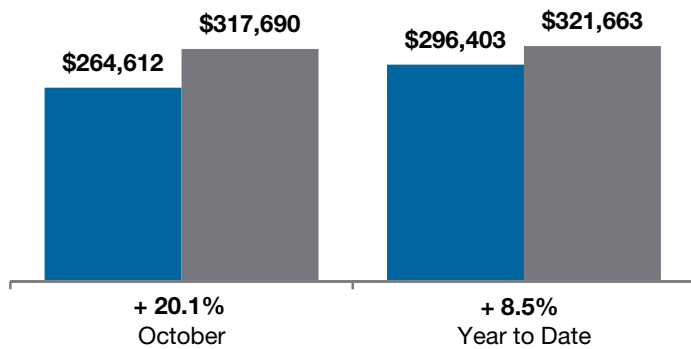
Pct of Last List Price Received

■ 2012 ■ 2013



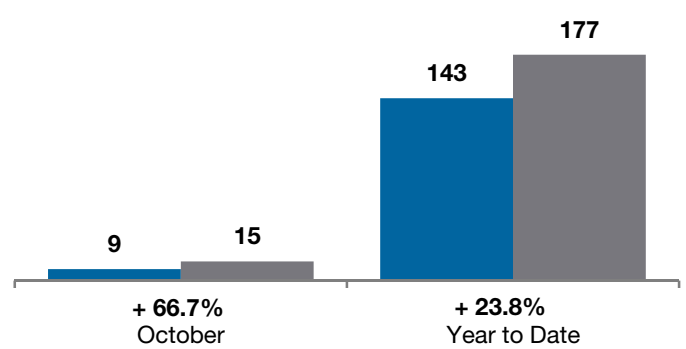
Average Sales Price

■ 2012 ■ 2013



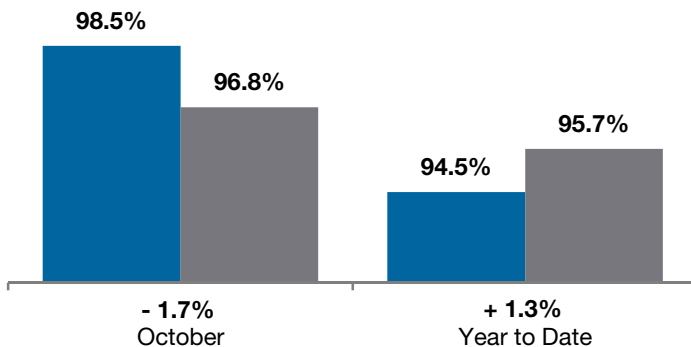
Single Family Sales

■ 2012 ■ 2013



Pct. of Orig. List Price Received

■ 2012 ■ 2013



Condo Sales

■ 2012 ■ 2013

