

Local Market Update – October 2013

A RESEARCH TOOL PROVIDED BY THE COLUMBUS REALTORS®
BASED ON RESIDENTIAL LISTING DATA ONLY



Union County

October

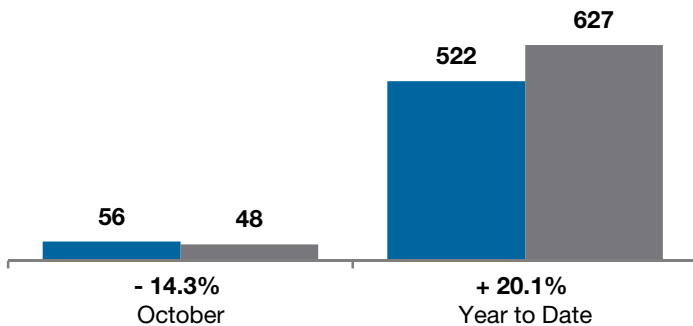
Year to Date

	2012	2013	+ / -	2012	2013	+ / -
Closed Sales	56	48	- 14.3%	522	627	+ 20.1%
In Contracts	--	84	--	--	711	--
Average Sales Price	\$182,120	\$258,617	+ 42.0%	\$217,042	\$214,701	- 1.1%
Median Sales Price**	\$150,000	\$200,000	+ 33.3%	\$160,000	\$170,000	+ 6.3%
Average Price per Square Foot**	\$77.68	\$97.84	+ 25.6%	\$89.21	\$90.44	+ 1.1%
Percent of Original List Price Received**	94.5%	92.0%	- 2.6%	93.1%	94.3%	+ 1.3%
Percent of Last List Price Received**	96.1%	95.6%	- 0.5%	96.4%	96.8%	+ 0.4%
Days on Market Until Sale	107	80	- 25.2%	97	81	- 16.5%
New Listings	78	80	+ 2.6%	884	887	+ 0.3%
Median List Price of New Listings	\$164,500	\$166,250	+ 1.1%	\$172,638	\$184,000	+ 6.6%
Median List Price at Time of Sale	\$155,000	\$204,500	+ 31.9%	\$164,900	\$174,900	+ 6.1%
Inventory of Homes for Sale	--	269	--	--	--	--
Months Supply of Inventory	--	4.5	--	--	--	--

** Does not account for seller concessions.

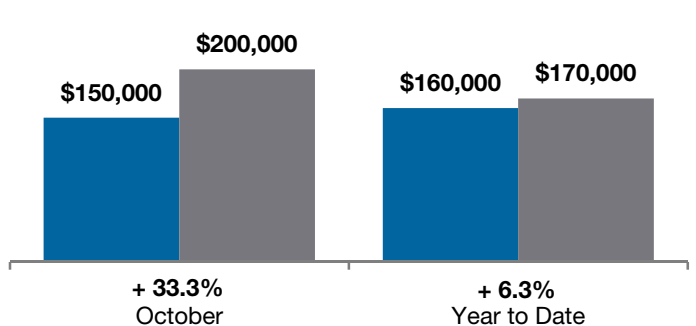
Closed Sales

■ 2012 ■ 2013



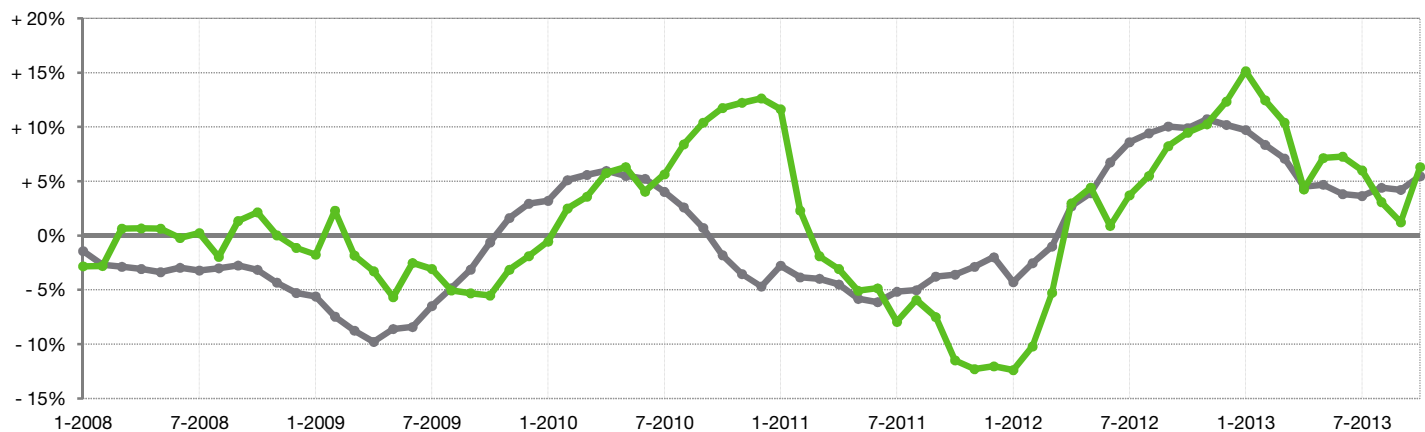
Median Sales Price

■ 2012 ■ 2013



Change in Median Sales Price from Prior Year (6-Month Average)†

All MLS — Union County



† Each dot represents the change in median sales price from the prior year using a 6-month weighted average. This means that each of the 6 months used in a dot are proportioned according to their share of sales during that period. | Current as of November 12, 2013. All data from Columbus REALTORS® Multiple Listing Service (MLS). | Powered by 10K Research and Marketing. | Page 1 of 2

Local Market Update – October 2013

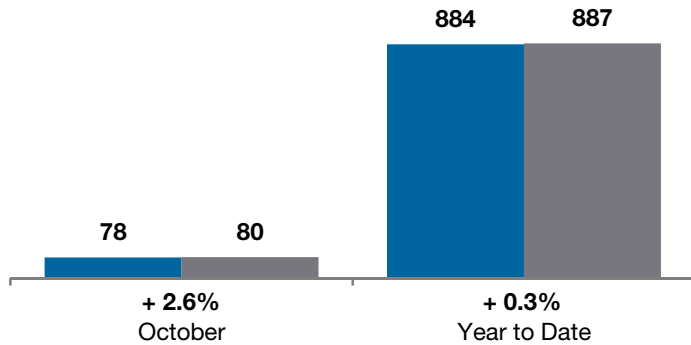
A RESEARCH TOOL PROVIDED BY THE COLUMBUS REALTORS®
 BASED ON RESIDENTIAL LISTING DATA ONLY



Union County

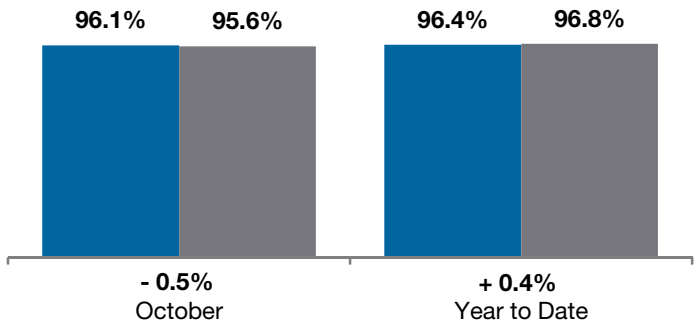
New Listings

■ 2012 ■ 2013



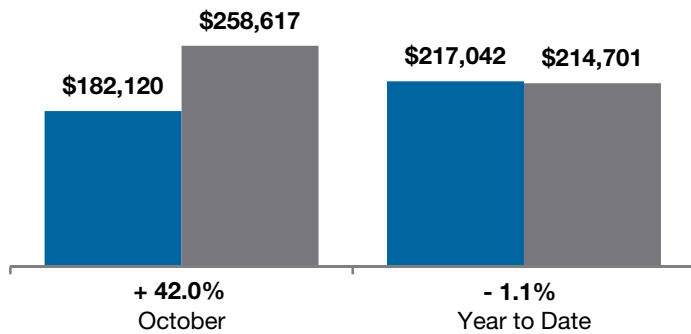
Pct of Last List Price Received

■ 2012 ■ 2013



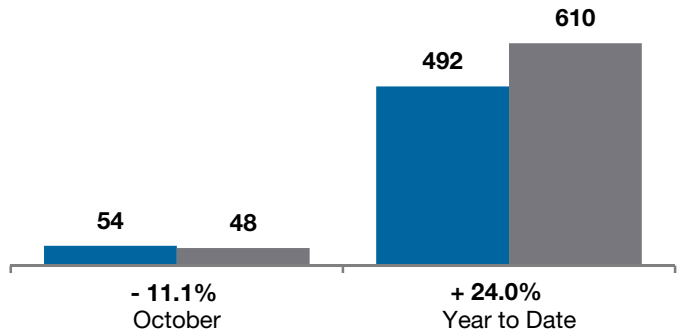
Average Sales Price

■ 2012 ■ 2013



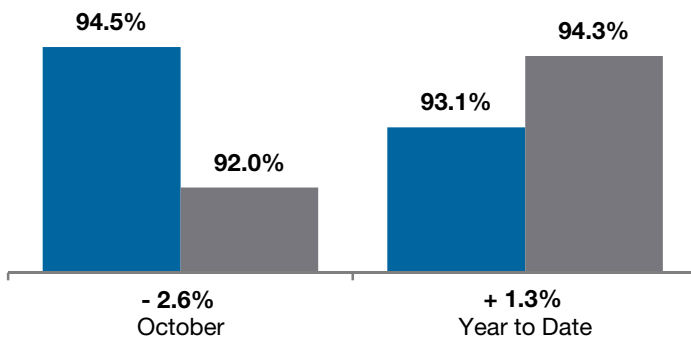
Single Family Sales

■ 2012 ■ 2013



Pct. of Orig. List Price Received

■ 2012 ■ 2013



Condo Sales

■ 2012 ■ 2013

