

Local Market Update – October 2013

A RESEARCH TOOL PROVIDED BY THE COLUMBUS REALTORS®
BASED ON RESIDENTIAL LISTING DATA ONLY



Valleyview (Corp.)

Franklin County

October

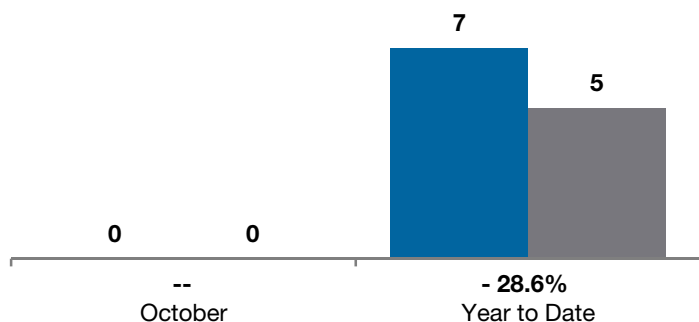
Year to Date

	2012	2013	+ / -	2012	2013	+ / -
Closed Sales	0	0	--	7	5	- 28.6%
In Contracts	--	0	--	--	5	--
Average Sales Price	\$0	\$0	--	\$54,286	\$67,725	+ 24.8%
Median Sales Price**	\$0	\$0	--	\$68,000	\$79,850	+ 17.4%
Average Price per Square Foot**	\$0.00	\$0.00	--	\$42.80	\$64.99	+ 51.2%
Percent of Original List Price Received**	0.0%	0.0%	--	87.9%	90.8%	+ 3.3%
Percent of Last List Price Received**	0.0%	0.0%	--	93.7%	97.6%	+ 4.2%
Days on Market Until Sale	0	0	--	100	89	- 11.0%
New Listings	1	0	- 100.0%	9	9	0.0%
Median List Price of New Listings	\$104,900	\$0	- 100.0%	\$79,900	\$89,900	+ 12.5%
Median List Price at Time of Sale	\$0	\$0	--	\$67,640	\$79,850	+ 18.1%
Inventory of Homes for Sale	--	4	--	--	--	--
Months Supply of Inventory	--	3.5	--	--	--	--

** Does not account for seller concessions.

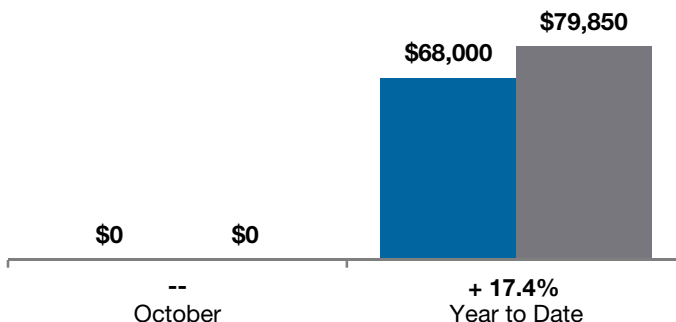
Closed Sales

■ 2012 ■ 2013



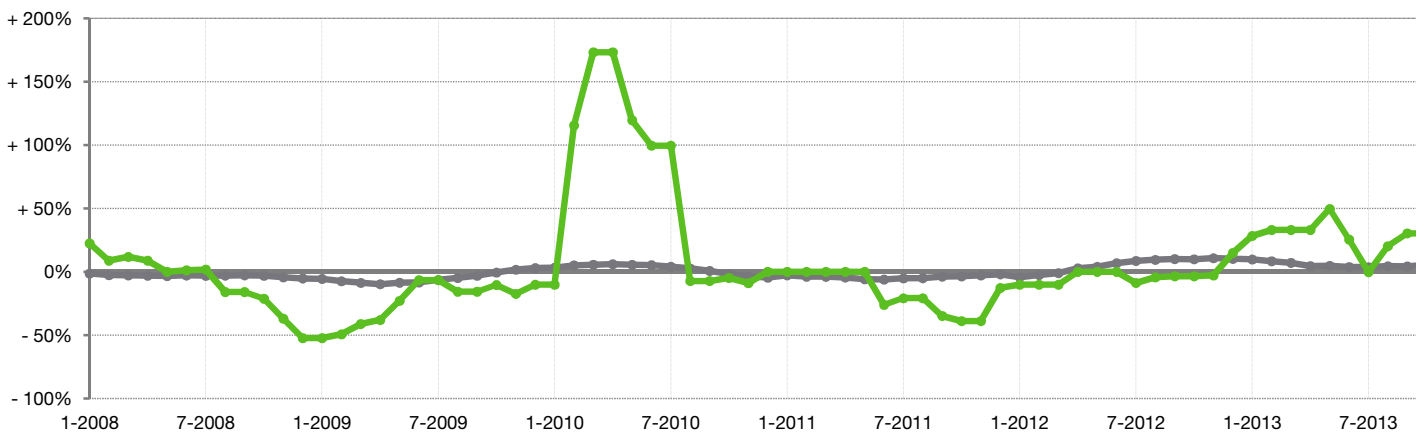
Median Sales Price

■ 2012 ■ 2013



Change in Median Sales Price from Prior Year (6-Month Average)†

All MLS — Valleyview (Corp.) —



† Each dot represents the change in median sales price from the prior year using a 6-month weighted average. This means that each of the 6 months used in a dot are proportioned according to their share of sales during that period. | Current as of November 12, 2013. All data from Columbus REALTORS® Multiple Listing Service (MLS). | Powered by 10K Research and Marketing. | Page 1 of 2

Local Market Update – October 2013

A RESEARCH TOOL PROVIDED BY THE COLUMBUS REALTORS®
 BASED ON RESIDENTIAL LISTING DATA ONLY

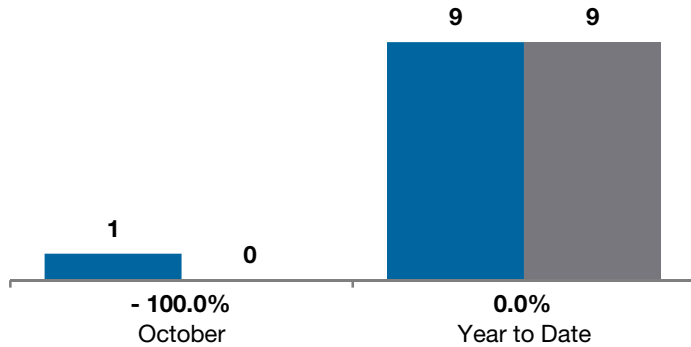


Valleyview (Corp.)

Franklin County

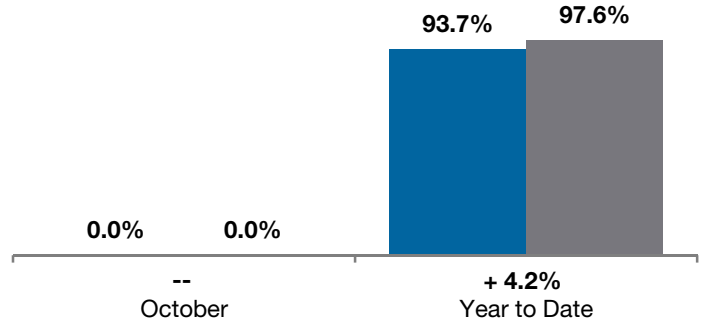
New Listings

■ 2012 ■ 2013



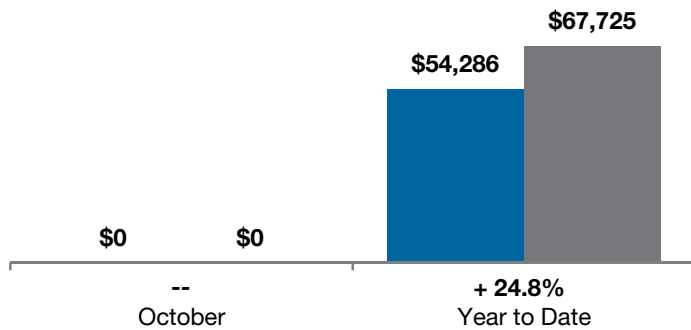
Pct of Last List Price Received

■ 2012 ■ 2013



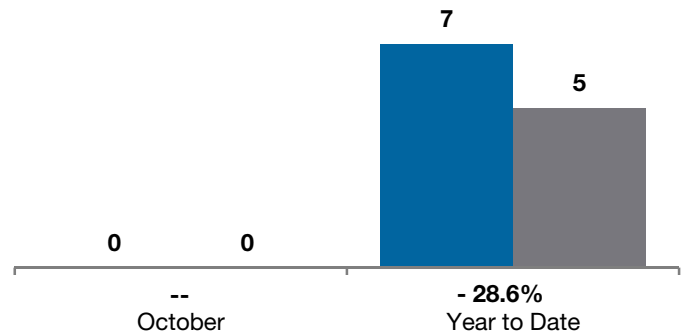
Average Sales Price

■ 2012 ■ 2013



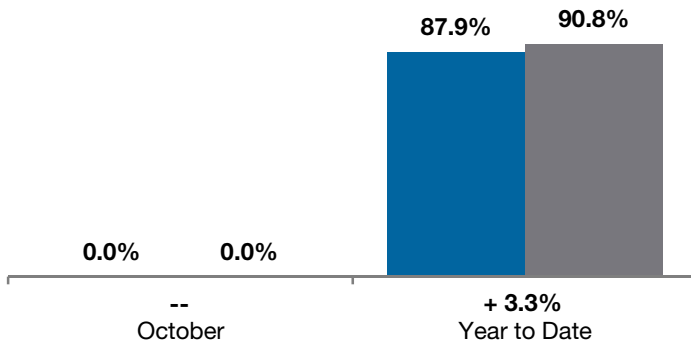
Single Family Sales

■ 2012 ■ 2013



Pct. of Orig. List Price Received

■ 2012 ■ 2013



Condo Sales

■ 2012 ■ 2013

