

Local Market Update – October 2013

A RESEARCH TOOL PROVIDED BY THE COLUMBUS REALTORS®
BASED ON RESIDENTIAL LISTING DATA ONLY



Washington Court House City School District

Fayette County

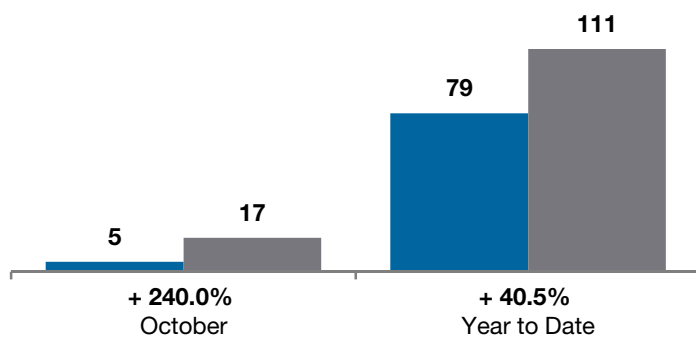
October

Year to Date

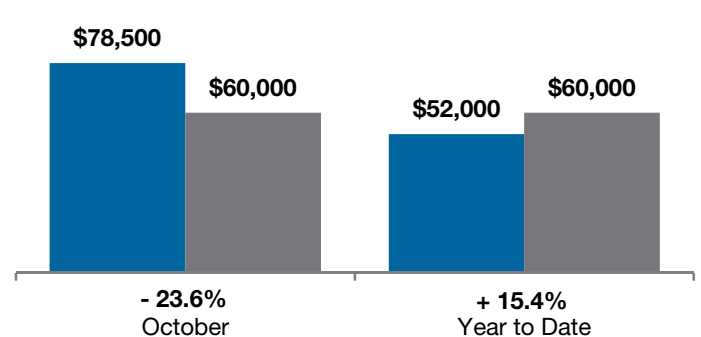
	2012	2013	+ / -	2012	2013	+ / -
Closed Sales	5	17	+ 240.0%	79	111	+ 40.5%
In Contracts	--	18	--	--	117	--
Average Sales Price	\$87,980	\$74,391	- 15.4%	\$72,263	\$72,688	+ 0.6%
Median Sales Price**	\$78,500	\$60,000	- 23.6%	\$52,000	\$60,000	+ 15.4%
Average Price per Square Foot**	\$60.00	\$46.90	- 21.7%	\$46.19	\$47.64	+ 4.3%
Percent of Original List Price Received**	99.3%	88.6%	- 10.8%	88.5%	86.6%	- 2.1%
Percent of Last List Price Received**	101.2%	90.6%	- 10.5%	92.3%	90.9%	- 1.5%
Days on Market Until Sale	57	130	+ 128.1%	73	98	+ 34.2%
New Listings	9	28	+ 211.1%	155	170	+ 9.7%
Median List Price of New Listings	\$124,900	\$54,900	- 56.0%	\$72,500	\$69,200	- 4.6%
Median List Price at Time of Sale	\$71,500	\$67,500	- 5.6%	\$59,900	\$67,900	+ 13.4%
Inventory of Homes for Sale	--	66	--	--	--	--
Months Supply of Inventory	--	7.1	--	--	--	--

** Does not account for seller concessions.

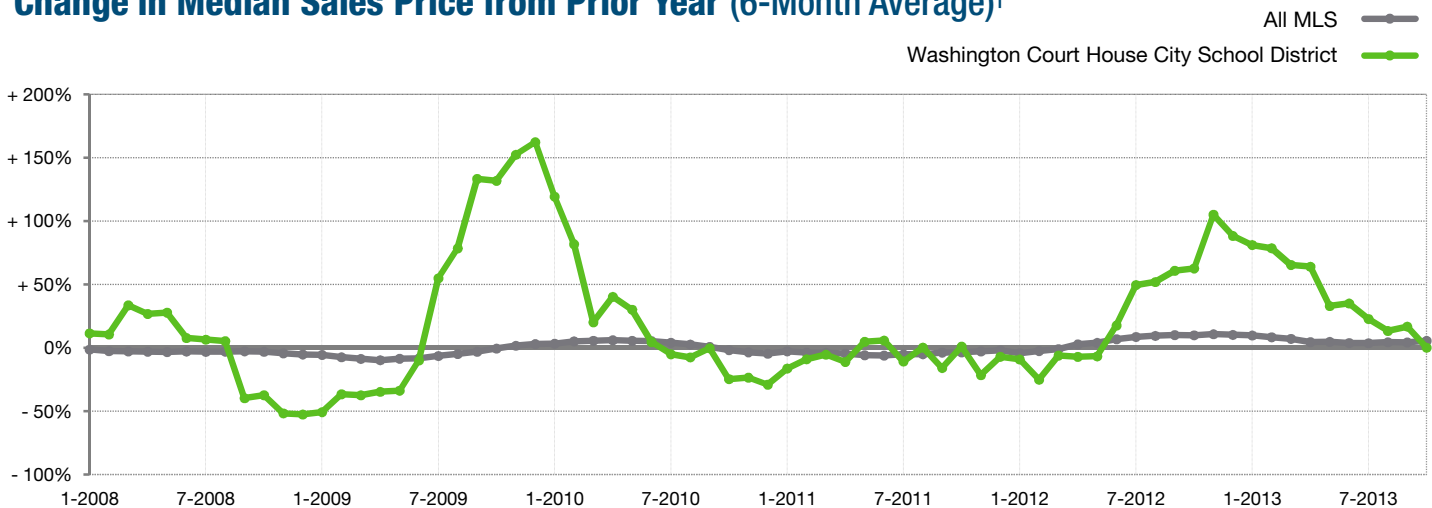
Closed Sales



Median Sales Price



Change in Median Sales Price from Prior Year (6-Month Average)†



† Each dot represents the change in median sales price from the prior year using a 6-month weighted average. This means that each of the 6 months used in a dot are proportioned according to their share of sales during that period. | Current as of November 12, 2013. All data from Columbus REALTORS® Multiple Listing Service (MLS). | Powered by 10K Research and Marketing. | Page 1 of 2

Local Market Update – October 2013

A RESEARCH TOOL PROVIDED BY THE COLUMBUS REALTORS®
 BASED ON RESIDENTIAL LISTING DATA ONLY



Washington Court House City School District

Fayette County

