

Local Market Update – October 2013

A RESEARCH TOOL PROVIDED BY THE COLUMBUS REALTORS®
BASED ON RESIDENTIAL LISTING DATA ONLY



Whitehall (Corp.)

Franklin County

October

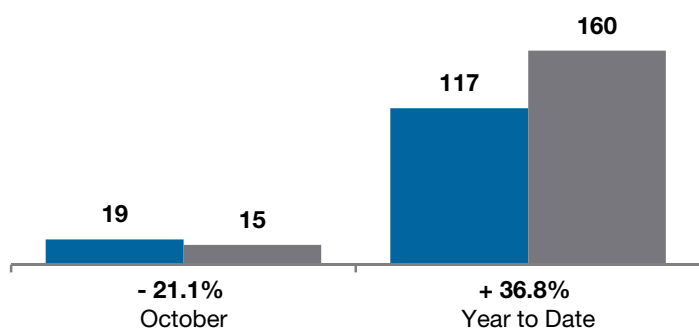
Year to Date

	2012	2013	+ / -	2012	2013	+ / -
Closed Sales	19	15	- 21.1%	117	160	+ 36.8%
In Contracts	--	16	--	--	164	--
Average Sales Price	\$55,485	\$52,885	- 4.7%	\$50,588	\$60,007	+ 18.6%
Median Sales Price**	\$46,000	\$42,500	- 7.6%	\$38,168	\$42,400	+ 11.1%
Average Price per Square Foot**	\$44.97	\$43.20	- 4.4%	\$38.40	\$42.64	+ 13.2%
Percent of Original List Price Received**	86.7%	97.0%	+ 11.9%	87.2%	92.6%	+ 6.2%
Percent of Last List Price Received**	92.9%	100.9%	+ 8.6%	94.0%	97.4%	+ 3.6%
Days on Market Until Sale	48	47	- 2.1%	67	66	- 1.5%
New Listings	23	23	0.0%	190	198	+ 4.2%
Median List Price of New Listings	\$41,900	\$69,900	+ 66.8%	\$54,700	\$60,550	+ 10.7%
Median List Price at Time of Sale	\$49,900	\$49,900	0.0%	\$42,000	\$48,200	+ 14.8%
Inventory of Homes for Sale	--	61	--	--	--	--
Months Supply of Inventory	--	3.8	--	--	--	--

** Does not account for seller concessions.

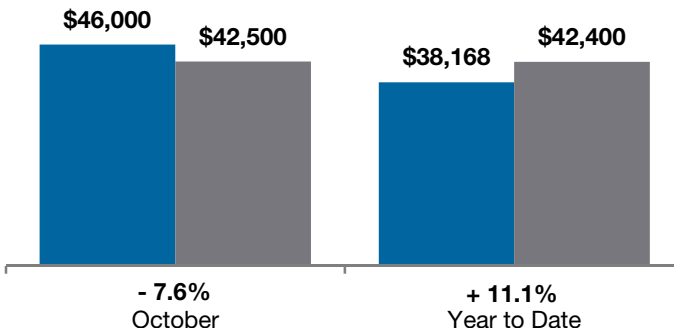
Closed Sales

■ 2012 ■ 2013

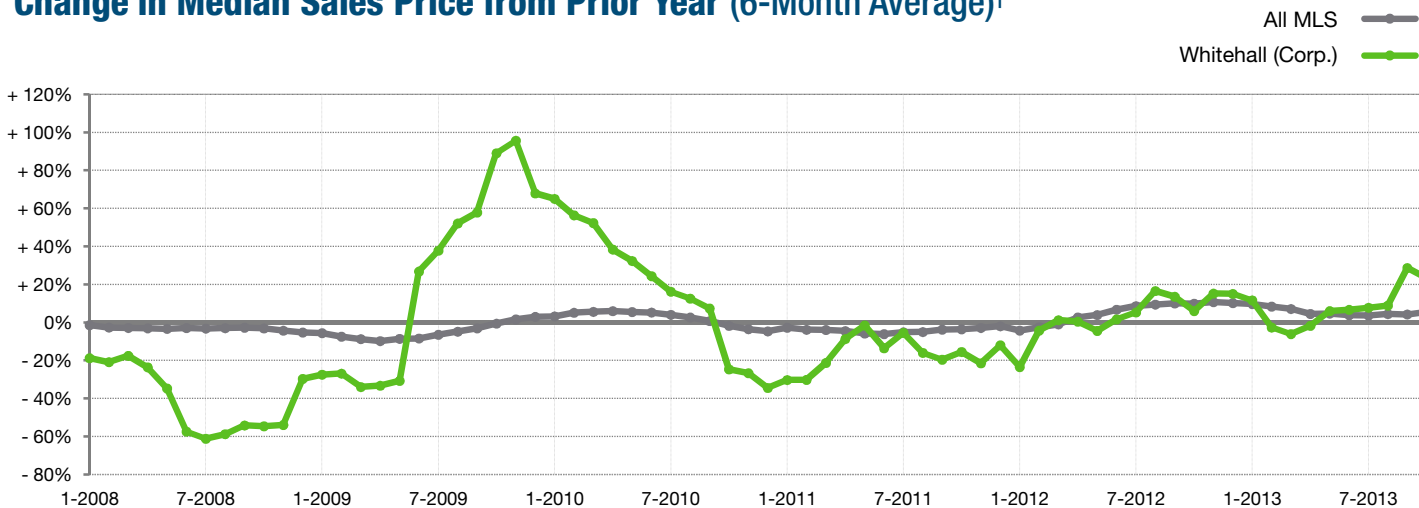


Median Sales Price

■ 2012 ■ 2013



Change in Median Sales Price from Prior Year (6-Month Average)†



† Each dot represents the change in median sales price from the prior year using a 6-month weighted average. This means that each of the 6 months used in a dot are proportioned according to their share of sales during that period. | Current as of November 12, 2013. All data from Columbus REALTORS® Multiple Listing Service (MLS). | Powered by 10K Research and Marketing. | Page 1 of 2

Local Market Update – October 2013

A RESEARCH TOOL PROVIDED BY THE COLUMBUS REALTORS®
 BASED ON RESIDENTIAL LISTING DATA ONLY

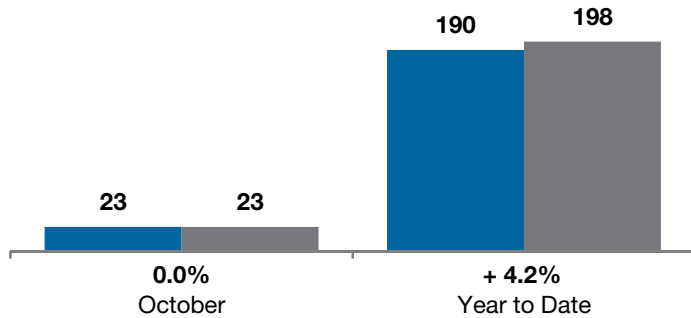


Whitehall (Corp.)

Franklin County

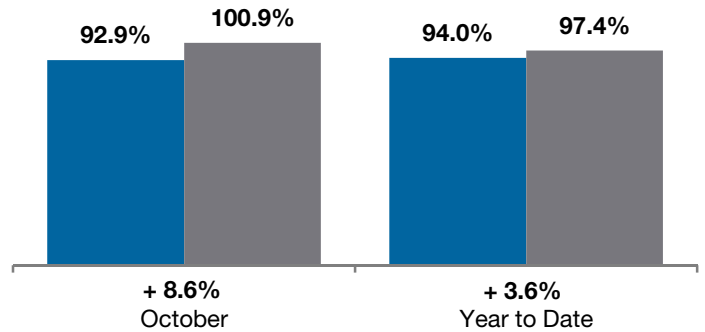
New Listings

■ 2012 ■ 2013



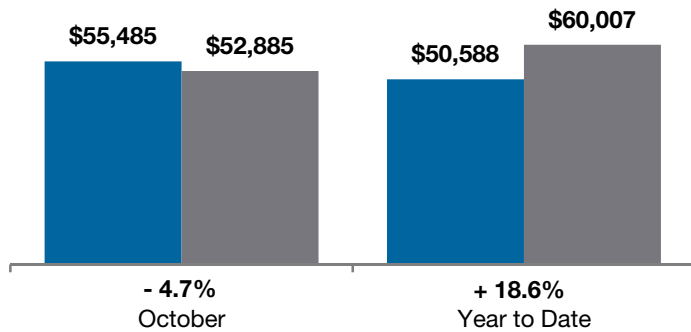
Pct of Last List Price Received

■ 2012 ■ 2013



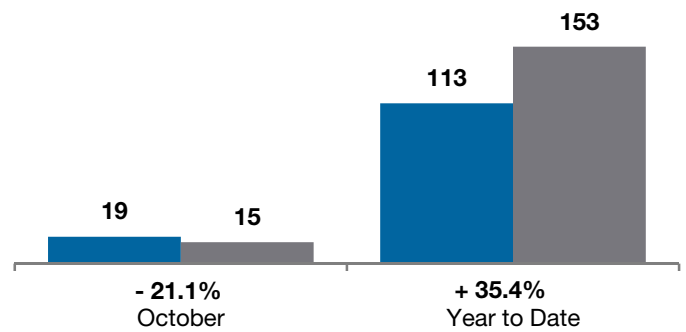
Average Sales Price

■ 2012 ■ 2013



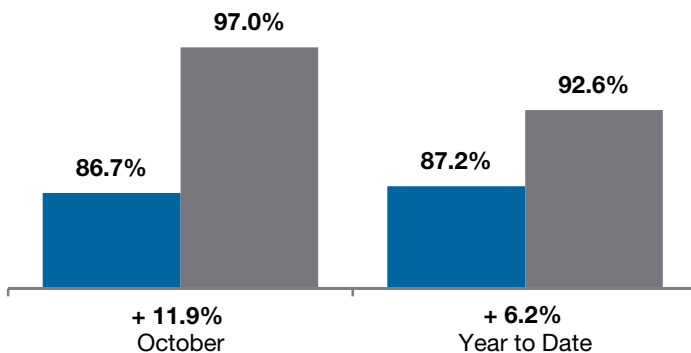
Single Family Sales

■ 2012 ■ 2013



Pct. of Orig. List Price Received

■ 2012 ■ 2013



Condo Sales

■ 2012 ■ 2013

