

Local Market Update – November 2013

A RESEARCH TOOL PROVIDED BY THE COLUMBUS REALTORS®
BASED ON RESIDENTIAL LISTING DATA ONLY



Grandview Heights (Corp.)

Franklin County

November

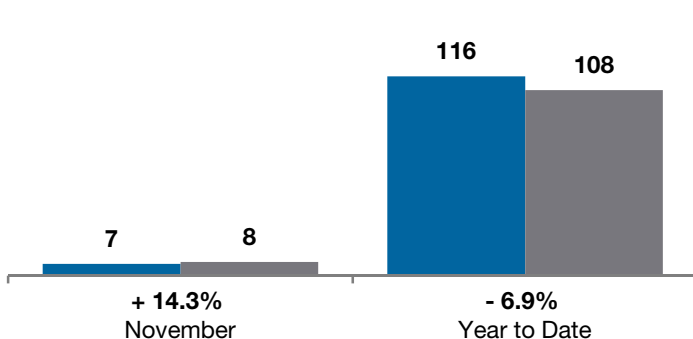
Year to Date

	2012	2013	+ / -	2012	2013	+ / -
Closed Sales	7	8	+ 14.3%	116	108	- 6.9%
In Contracts	--	8	--	--	112	--
Average Sales Price	\$271,857	\$257,001	- 5.5%	\$256,343	\$226,458	- 11.7%
Median Sales Price**	\$200,000	\$236,200	+ 18.1%	\$209,731	\$223,500	+ 6.6%
Average Price per Square Foot**	\$178.83	\$181.54	+ 1.7%	\$161.04	\$167.07	+ 3.7%
Percent of Original List Price Received**	93.5%	98.5%	+ 5.3%	93.7%	95.2%	+ 1.6%
Percent of Last List Price Received**	94.7%	98.0%	+ 3.5%	95.8%	96.9%	+ 1.1%
Days on Market Until Sale	33	15	- 54.5%	76	44	- 42.1%
New Listings	5	4	- 20.0%	154	125	- 18.8%
Median List Price of New Listings	\$115,000	\$244,900	+ 113.0%	\$216,950	\$215,000	- 0.9%
Median List Price at Time of Sale	\$220,000	\$236,200	+ 7.4%	\$219,000	\$229,900	+ 5.0%
Inventory of Homes for Sale	--	25	--	--	--	--
Months Supply of Inventory	--	2.6	--	--	--	--

** Does not account for seller concessions.

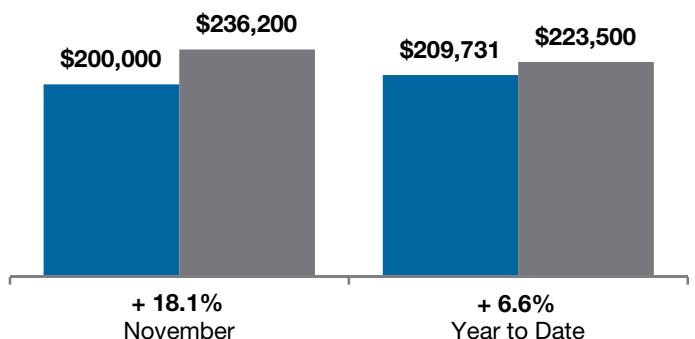
Closed Sales

■ 2012 ■ 2013

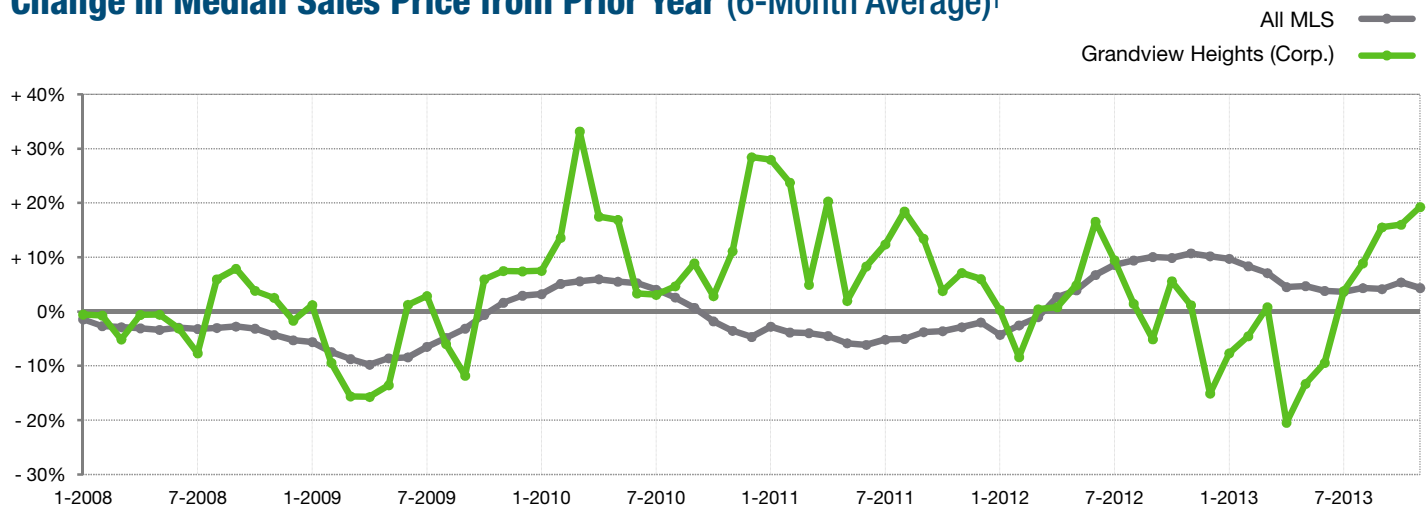


Median Sales Price

■ 2012 ■ 2013



Change in Median Sales Price from Prior Year (6-Month Average)†



† Each dot represents the change in median sales price from the prior year using a 6-month weighted average. This means that each of the 6 months used in a dot are proportioned according to their share of sales during that period. | Current as of December 12, 2013. All data from Columbus REALTORS® Multiple Listing Service (MLS). | Powered by 10K Research and Marketing. | Page 1 of 2

Local Market Update – November 2013

A RESEARCH TOOL PROVIDED BY THE COLUMBUS REALTORS®
 BASED ON RESIDENTIAL LISTING DATA ONLY

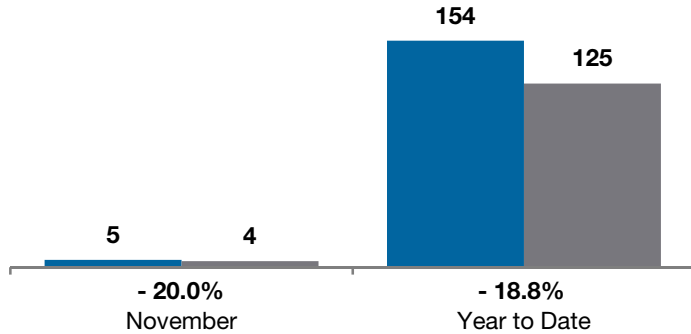


Grandview Heights (Corp.)

Franklin County

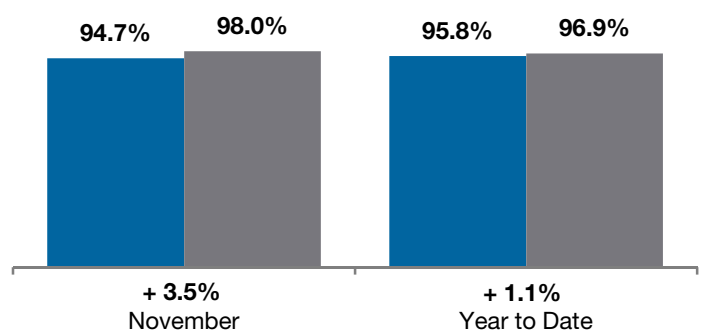
New Listings

■ 2012 ■ 2013



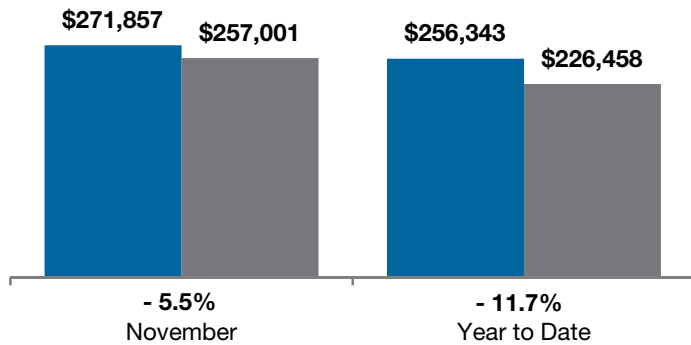
Pct of Last List Price Received

■ 2012 ■ 2013



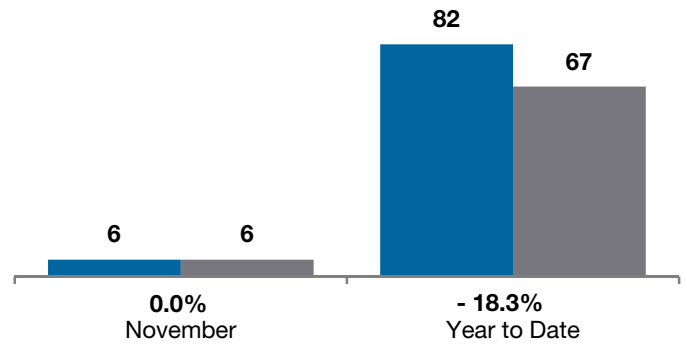
Average Sales Price

■ 2012 ■ 2013



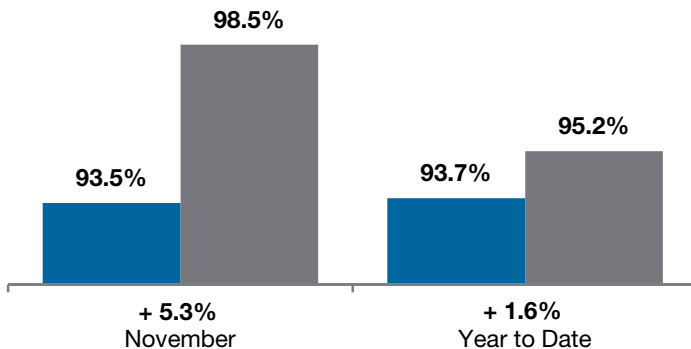
Single Family Sales

■ 2012 ■ 2013



Pct. of Orig. List Price Received

■ 2012 ■ 2013



Condo Sales

■ 2012 ■ 2013

