

Local Market Update – February 2014

A RESEARCH TOOL PROVIDED BY THE COLUMBUS REALTORS®
BASED ON RESIDENTIAL LISTING DATA ONLY



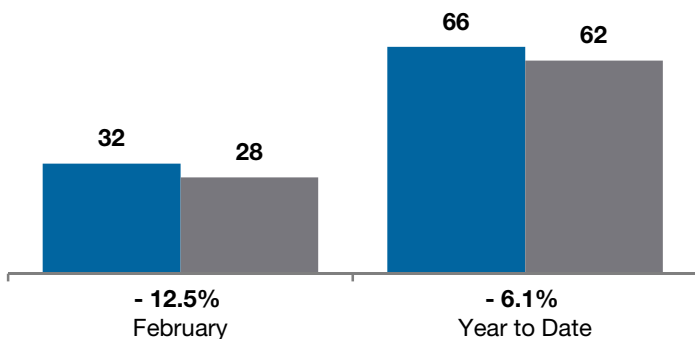
Beechwold / Clintonville

Franklin County (43214, 43202)

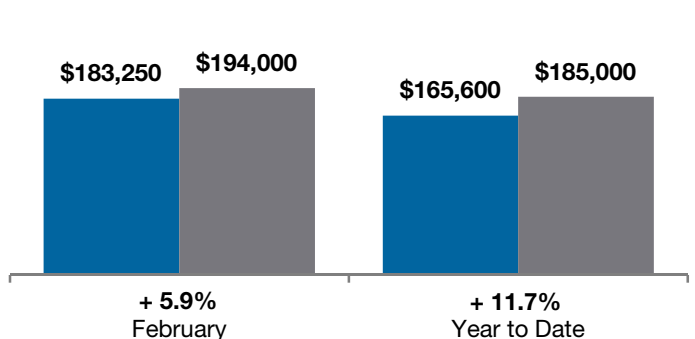
	February			Year to Date		
	2013	2014	+ / -	2013	2014	+ / -
Closed Sales	32	28	- 12.5%	66	62	- 6.1%
In Contracts	--	60	--	--	90	--
Average Sales Price	\$193,559	\$196,873	+ 1.7%	\$172,237	\$192,990	+ 12.0%
Median Sales Price**	\$183,250	\$194,000	+ 5.9%	\$165,600	\$185,000	+ 11.7%
Average Price per Square Foot**	\$126.73	\$136.94	+ 7.9%	\$115.52	\$141.06	+ 21.6%
Percent of Original List Price Received**	92.7%	96.6%	+ 4.2%	92.8%	95.0%	+ 2.4%
Percent of Last List Price Received**	95.8%	97.1%	+ 1.4%	95.7%	96.3%	+ 0.6%
Days on Market Until Sale	102	57	- 44.1%	93	64	- 31.2%
New Listings	55	50	- 9.1%	95	98	+ 3.2%
Median List Price of New Listings	\$184,900	\$209,900	+ 13.5%	\$179,900	\$182,500	+ 1.4%
Median List Price at Time of Sale	\$194,900	\$202,400	+ 3.8%	\$171,400	\$189,450	+ 10.5%
Inventory of Homes for Sale	--	111	--	--	--	--
Months Supply of Inventory	--	1.8	--	--	--	--

** Does not account for seller concessions.

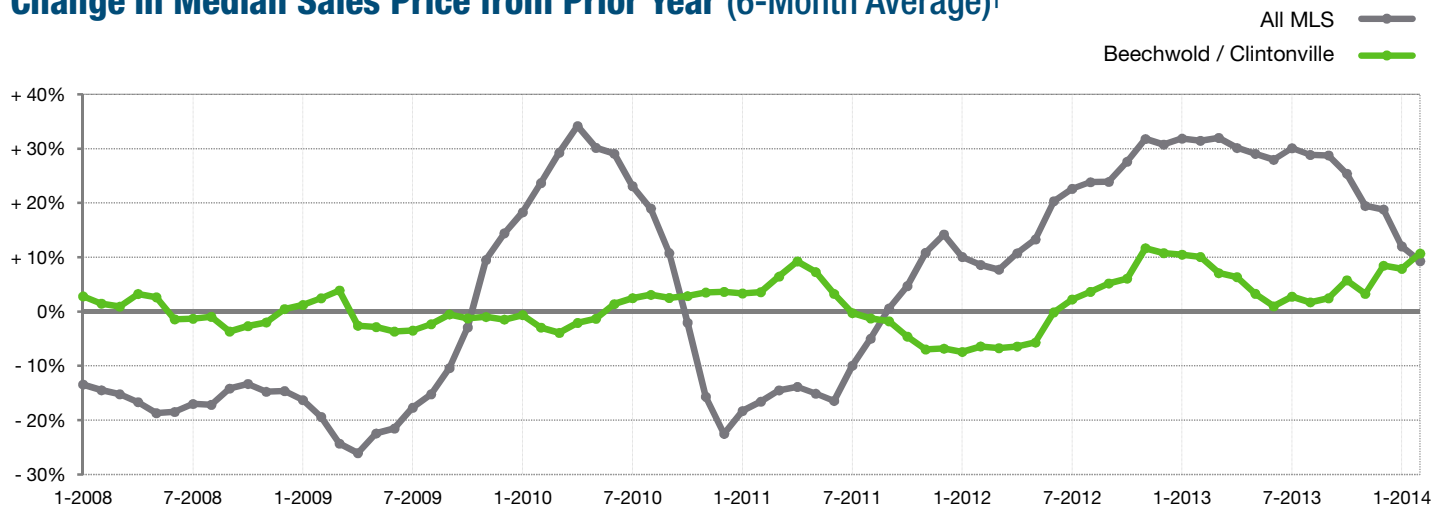
Closed Sales



Median Sales Price



Change in Median Sales Price from Prior Year (6-Month Average)†



† Each dot represents the change in median sales price from the prior year using a 6-month weighted average. This means that each of the 6 months used in a dot are proportioned according to their share of sales during that period. | Current as of March 17, 2014. All data from Columbus REALTORS® Multiple Listing Service (MLS). | Powered by 10K Research and Marketing. | Page 1 of 2

Local Market Update – February 2014

A RESEARCH TOOL PROVIDED BY THE COLUMBUS REALTORS®
 BASED ON RESIDENTIAL LISTING DATA ONLY



Beechwold / Clintonville

Franklin County (43214, 43202)

