

Local Market Update – February 2014

A RESEARCH TOOL PROVIDED BY THE COLUMBUS REALTORS®
 BASED ON RESIDENTIAL LISTING DATA ONLY



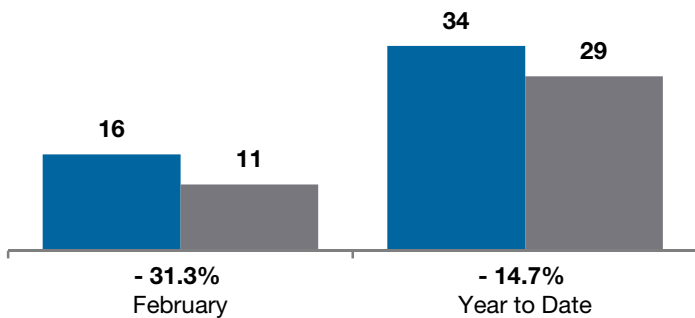
Canal Winchester City School District

Franklin and Fairfield Counties

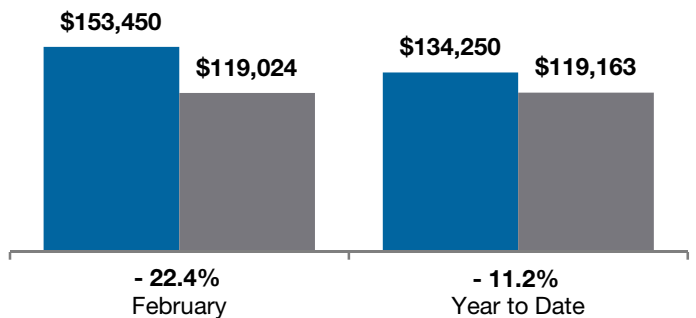
	February			Year to Date		
	2013	2014	+ / -	2013	2014	+ / -
Closed Sales	16	11	- 31.3%	34	29	- 14.7%
In Contracts	--	21	--	--	38	--
Average Sales Price	\$144,384	\$169,790	+ 17.6%	\$146,749	\$169,065	+ 15.2%
Median Sales Price**	\$153,450	\$119,024	- 22.4%	\$134,250	\$119,163	- 11.2%
Average Price per Square Foot**	\$75.95	\$84.63	+ 11.8%	\$75.34	\$86.04	+ 14.7%
Percent of Original List Price Received**	92.0%	91.7%	- 0.3%	93.4%	91.7%	- 1.8%
Percent of Last List Price Received**	95.2%	97.6%	+ 2.5%	95.7%	94.8%	- 0.9%
Days on Market Until Sale	93	114	+ 22.6%	74	94	+ 27.0%
New Listings	20	29	+ 45.0%	49	59	+ 20.4%
Median List Price of New Listings	\$145,450	\$144,900	- 0.4%	\$145,000	\$169,900	+ 17.2%
Median List Price at Time of Sale	\$164,700	\$119,900	- 27.2%	\$137,000	\$120,000	- 12.4%
Inventory of Homes for Sale	--	102	--	--	--	--
Months Supply of Inventory	--	4.3	--	--	--	--

** Does not account for seller concessions.

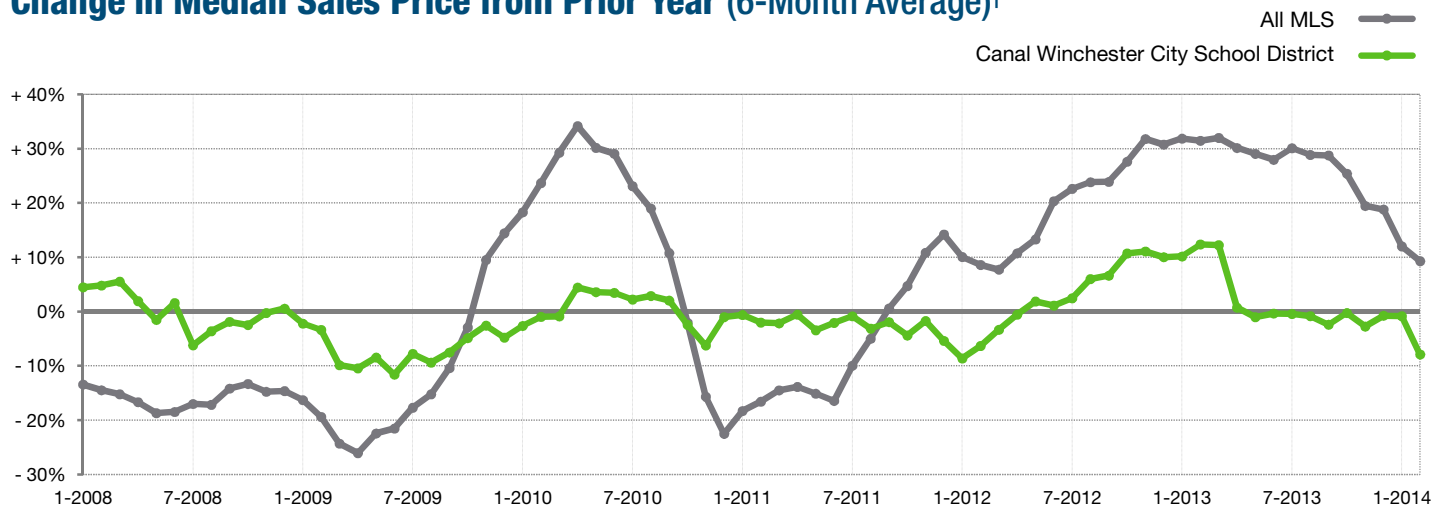
Closed Sales



Median Sales Price



Change in Median Sales Price from Prior Year (6-Month Average)†



† Each dot represents the change in median sales price from the prior year using a 6-month weighted average. This means that each of the 6 months used in a dot are proportioned according to their share of sales during that period. | Current as of March 17, 2014. All data from Columbus REALTORS® Multiple Listing Service (MLS). | Powered by 10K Research and Marketing. | Page 1 of 2

Local Market Update – February 2014

A RESEARCH TOOL PROVIDED BY THE COLUMBUS REALTORS®
 BASED ON RESIDENTIAL LISTING DATA ONLY

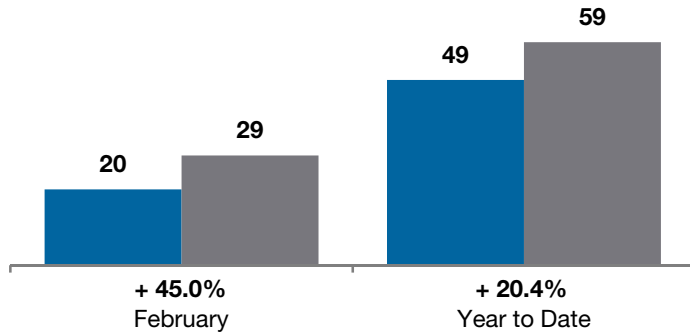


Canal Winchester City School District

Franklin and Fairfield Counties

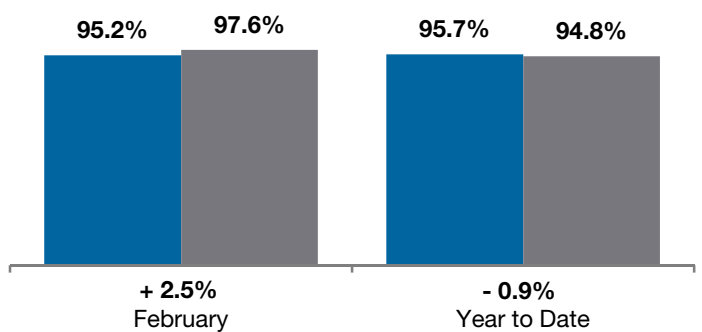
New Listings

■ 2013 ■ 2014



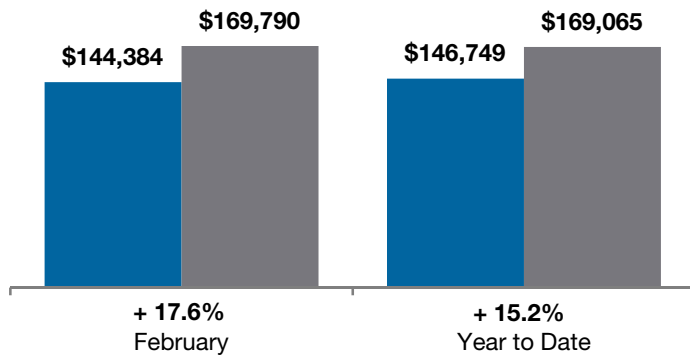
Pct of Last List Price Received

■ 2013 ■ 2014



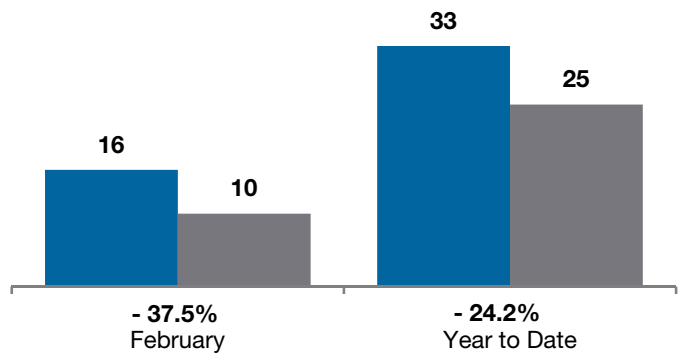
Average Sales Price

■ 2013 ■ 2014



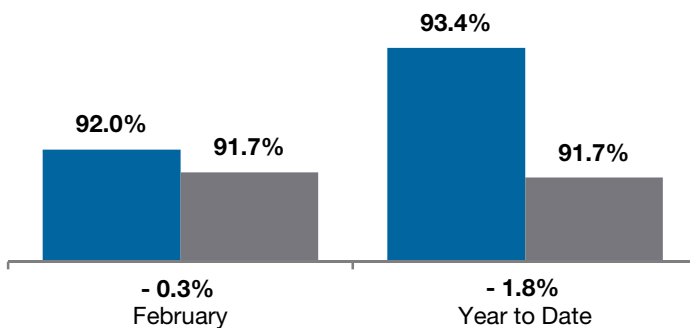
Single Family Sales

■ 2013 ■ 2014



Pct. of Orig. List Price Received

■ 2013 ■ 2014



Condo Sales

■ 2013 ■ 2014

