

# Local Market Update – February 2014

A RESEARCH TOOL PROVIDED BY THE COLUMBUS REALTORS®  
BASED ON RESIDENTIAL LISTING DATA ONLY



## Gahanna (Corp.)

Franklin County

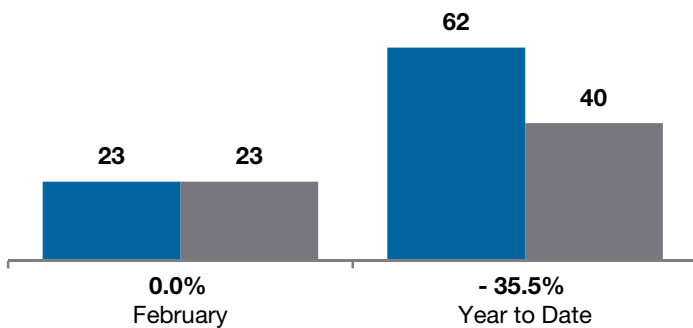
### February

### Year to Date

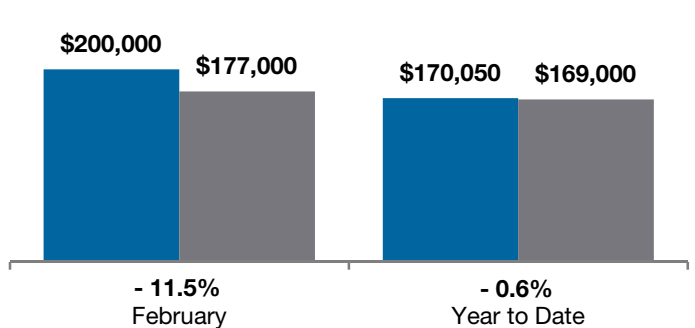
	2013	2014	+ / -	2013	2014	+ / -
Closed Sales	23	23	0.0%	62	40	- 35.5%
In Contracts	--	38	--	--	63	--
Average Sales Price	\$195,166	<b>\$208,166</b>	+ 6.7%	\$188,643	<b>\$198,728</b>	+ 5.3%
Median Sales Price**	\$200,000	<b>\$177,000</b>	- 11.5%	\$170,050	<b>\$169,000</b>	- 0.6%
Average Price per Square Foot**	\$95.82	<b>\$101.66</b>	+ 6.3%	\$93.60	<b>\$98.96</b>	+ 5.3%
Percent of Original List Price Received**	95.4%	<b>95.4%</b>	0.0%	93.5%	<b>94.8%</b>	+ 1.4%
Percent of Last List Price Received**	94.6%	<b>99.4%</b>	+ 5.1%	96.2%	<b>97.9%</b>	+ 1.8%
Days on Market Until Sale	98	<b>112</b>	+ 14.3%	92	<b>85</b>	- 7.6%
New Listings	51	<b>28</b>	- 45.1%	92	<b>59</b>	- 35.9%
Median List Price of New Listings	\$149,450	<b>\$229,200</b>	+ 53.4%	\$173,900	<b>\$183,400</b>	+ 5.5%
Median List Price at Time of Sale	\$200,000	<b>\$174,900</b>	- 12.6%	\$174,450	<b>\$169,900</b>	- 2.6%
Inventory of Homes for Sale	--	<b>81</b>	--	--	--	--
Months Supply of Inventory	--	<b>1.9</b>	--	--	--	--

\*\* Does not account for seller concessions.

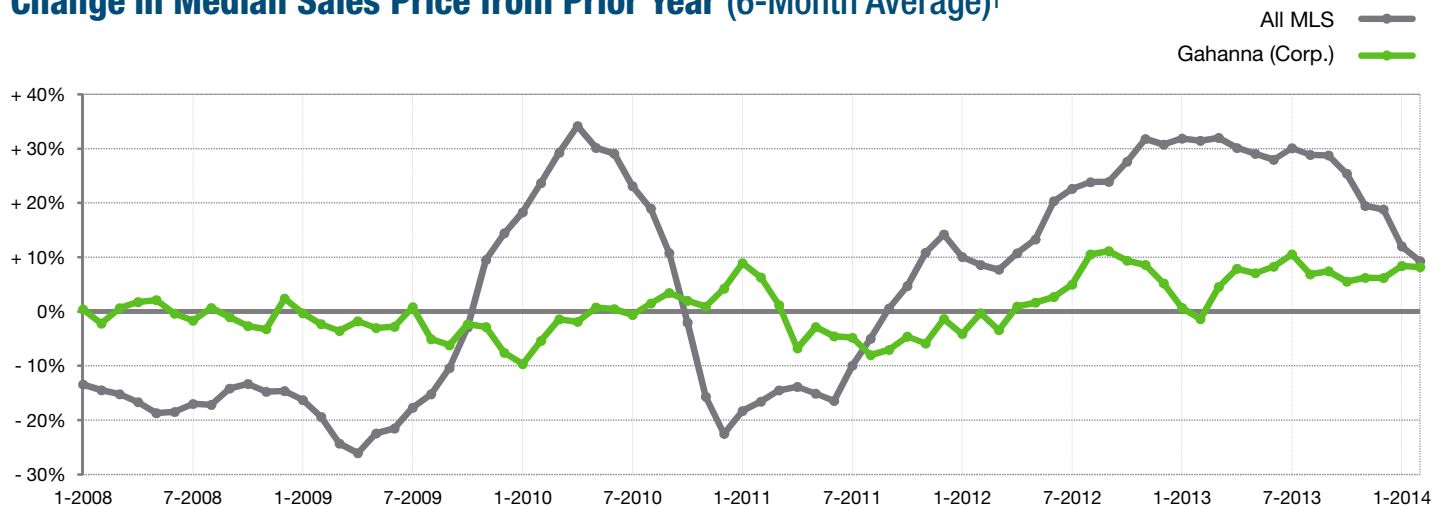
### Closed Sales



### Median Sales Price



### Change in Median Sales Price from Prior Year (6-Month Average)†



† Each dot represents the change in median sales price from the prior year using a 6-month weighted average. This means that each of the 6 months used in a dot are proportioned according to their share of sales during that period. | Current as of March 17, 2014. All data from Columbus REALTORS® Multiple Listing Service (MLS). | Powered by 10K Research and Marketing. | Page 1 of 2

# Local Market Update – February 2014

A RESEARCH TOOL PROVIDED BY THE COLUMBUS REALTORS®  
 BASED ON RESIDENTIAL LISTING DATA ONLY

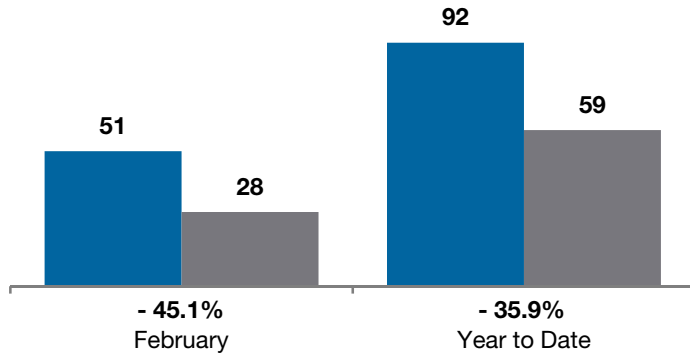


## Gahanna (Corp.)

Franklin County

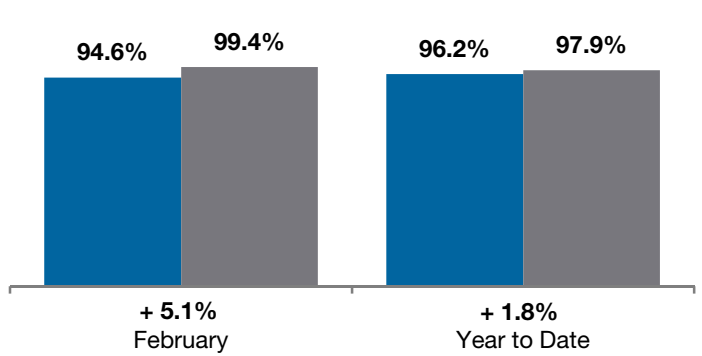
### New Listings

■ 2013 ■ 2014



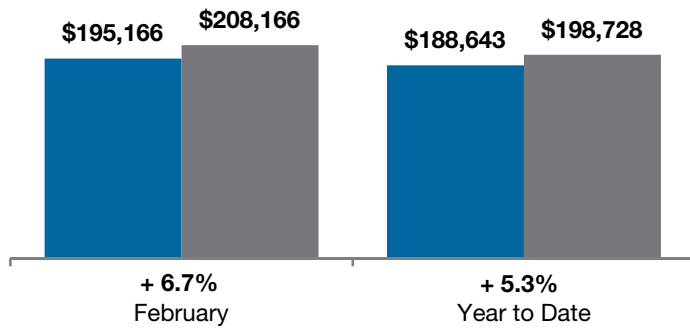
### Pct of Last List Price Received

■ 2013 ■ 2014



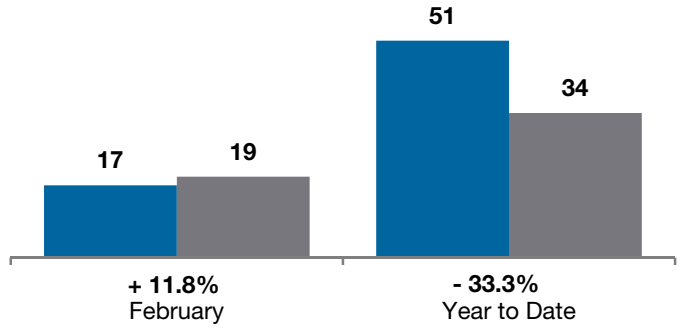
### Average Sales Price

■ 2013 ■ 2014



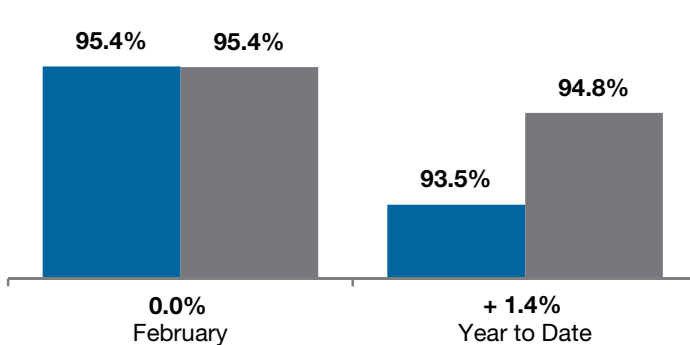
### Single Family Sales

■ 2013 ■ 2014



### Pct. of Orig. List Price Received

■ 2013 ■ 2014



### Condo Sales

■ 2013 ■ 2014

