

Local Market Update – February 2014

A RESEARCH TOOL PROVIDED BY THE COLUMBUS REALTORS®
BASED ON RESIDENTIAL LISTING DATA ONLY



German Village

February

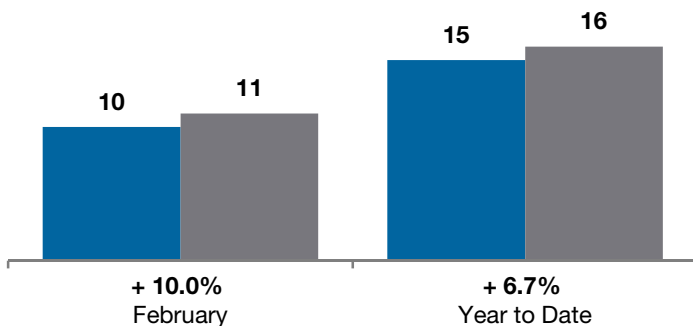
Year to Date

Franklin County (43206 and German Village subdivision)

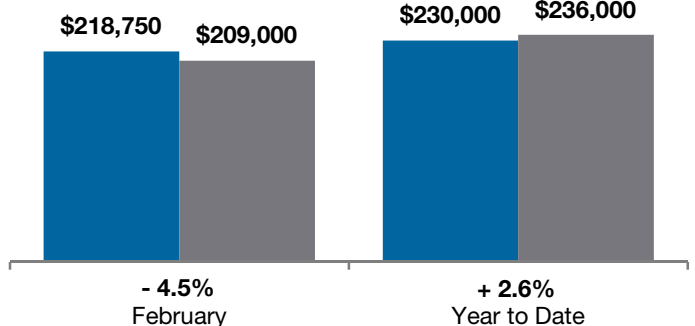
	2013	2014	+ / -	2013	2014	+ / -
Closed Sales	10	11	+ 10.0%	15	16	+ 6.7%
In Contracts	--	14	--	--	23	--
Average Sales Price	\$248,840	\$232,014	- 6.8%	\$253,148	\$309,343	+ 22.2%
Median Sales Price**	\$218,750	\$209,000	- 4.5%	\$230,000	\$236,000	+ 2.6%
Average Price per Square Foot**	\$167.73	\$164.74	- 1.8%	\$165.67	\$183.04	+ 10.2%
Percent of Original List Price Received**	92.9%	91.4%	- 1.6%	92.7%	92.0%	- 0.8%
Percent of Last List Price Received**	94.4%	93.8%	- 0.6%	94.4%	94.7%	+ 0.3%
Days on Market Until Sale	104	103	- 1.0%	104	107	+ 2.9%
New Listings	23	12	- 47.8%	40	18	- 55.0%
Median List Price of New Listings	\$279,900	\$332,450	+ 18.8%	\$279,900	\$332,450	+ 18.8%
Median List Price at Time of Sale	\$227,400	\$213,950	- 5.9%	\$249,000	\$239,000	- 4.0%
Inventory of Homes for Sale	--	26	--	--	--	--
Months Supply of Inventory	--	1.9	--	--	--	--

** Does not account for seller concessions.

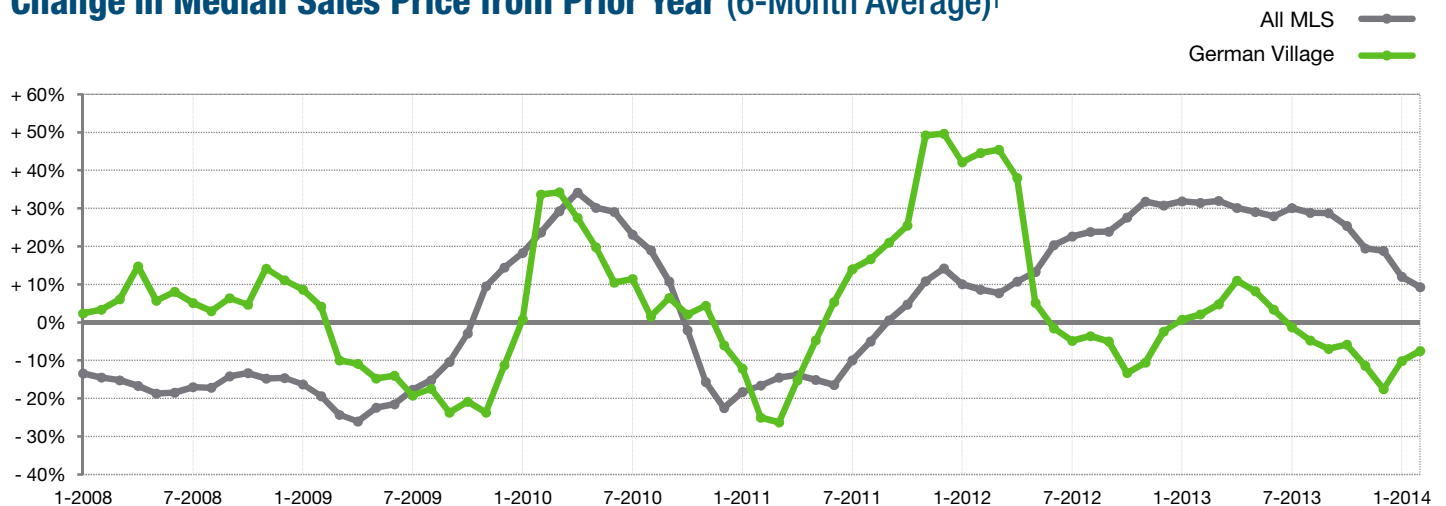
Closed Sales



Median Sales Price



Change in Median Sales Price from Prior Year (6-Month Average)†



† Each dot represents the change in median sales price from the prior year using a 6-month weighted average. This means that each of the 6 months used in a dot are proportioned according to their share of sales during that period. | Current as of March 17, 2014. All data from Columbus REALTORS® Multiple Listing Service (MLS). | Powered by 10K Research and Marketing. | Page 1 of 2

Local Market Update – February 2014

A RESEARCH TOOL PROVIDED BY THE COLUMBUS REALTORS®
 BASED ON RESIDENTIAL LISTING DATA ONLY



German Village

Franklin County (43206 and German Village subdivision)

