

Local Market Update – February 2014

A RESEARCH TOOL PROVIDED BY THE COLUMBUS REALTORS®
BASED ON RESIDENTIAL LISTING DATA ONLY



Grandview Heights (Corp.)

Franklin County

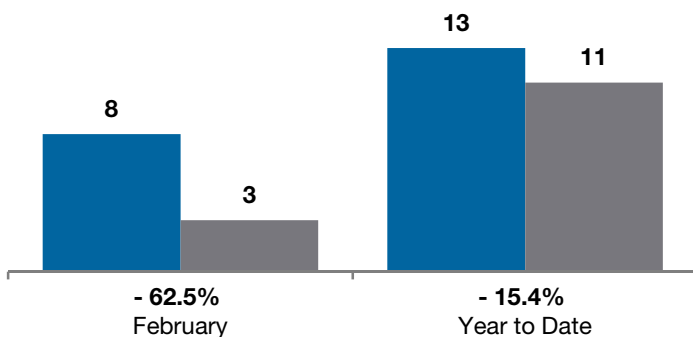
February

Year to Date

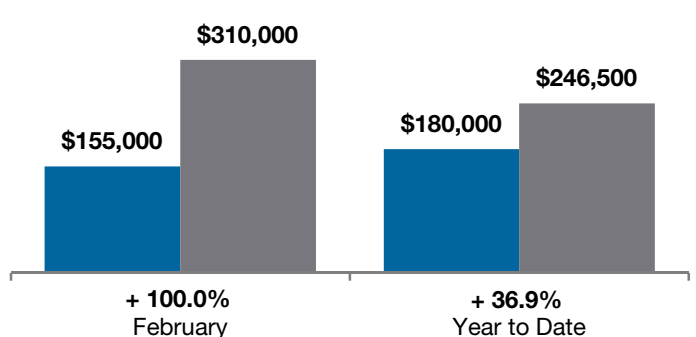
	2013	2014	+ / -	2013	2014	+ / -
Closed Sales	8	3	- 62.5%	13	11	- 15.4%
In Contracts	--	9	--	--	15	--
Average Sales Price	\$188,988	\$318,667	+ 68.6%	\$199,185	\$251,136	+ 26.1%
Median Sales Price**	\$155,000	\$310,000	+ 100.0%	\$180,000	\$246,500	+ 36.9%
Average Price per Square Foot**	\$136.29	\$207.43	+ 52.2%	\$143.59	\$191.00	+ 32.6%
Percent of Original List Price Received**	90.4%	98.5%	+ 9.0%	90.3%	96.1%	+ 6.4%
Percent of Last List Price Received**	94.7%	98.5%	+ 4.0%	93.8%	97.6%	+ 4.1%
Days on Market Until Sale	76	39	- 48.7%	86	56	- 34.9%
New Listings	4	6	+ 50.0%	13	13	0.0%
Median List Price of New Listings	\$177,400	\$242,450	+ 36.7%	\$129,900	\$179,900	+ 38.5%
Median List Price at Time of Sale	\$176,450	\$305,000	+ 72.9%	\$187,900	\$260,000	+ 38.4%
Inventory of Homes for Sale	--	20	--	--	--	--
Months Supply of Inventory	--	2.0	--	--	--	--

** Does not account for seller concessions.

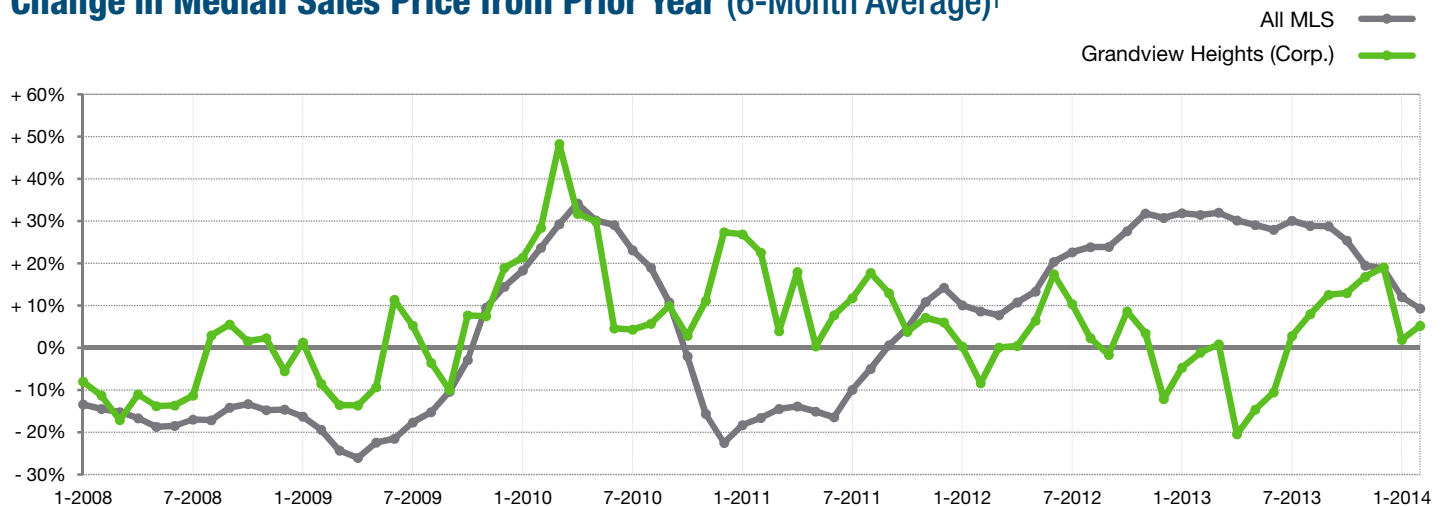
Closed Sales



Median Sales Price



Change in Median Sales Price from Prior Year (6-Month Average)†



† Each dot represents the change in median sales price from the prior year using a 6-month weighted average. This means that each of the 6 months used in a dot are proportioned according to their share of sales during that period. | Current as of March 17, 2014. All data from Columbus REALTORS® Multiple Listing Service (MLS). | Powered by 10K Research and Marketing. | Page 1 of 2

Local Market Update – February 2014

A RESEARCH TOOL PROVIDED BY THE COLUMBUS REALTORS®
 BASED ON RESIDENTIAL LISTING DATA ONLY

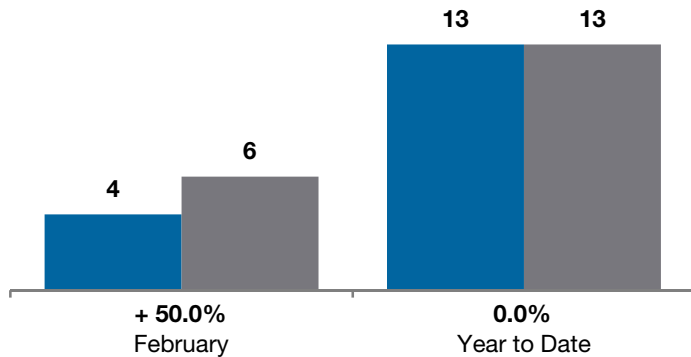


Grandview Heights (Corp.)

Franklin County

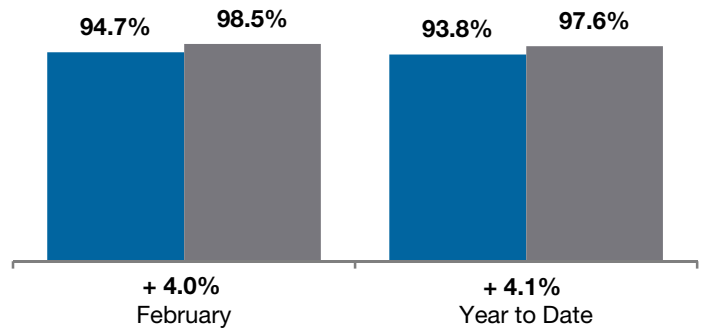
New Listings

■ 2013 ■ 2014



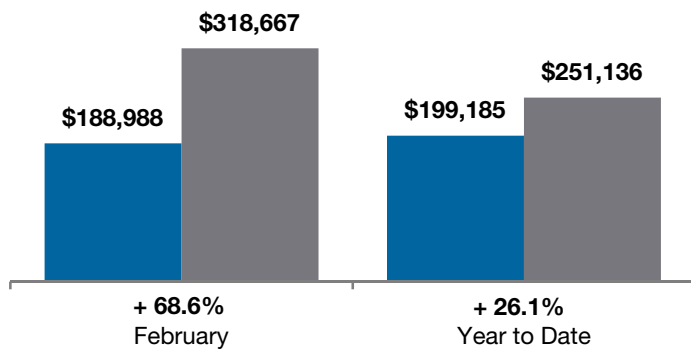
Pct of Last List Price Received

■ 2013 ■ 2014



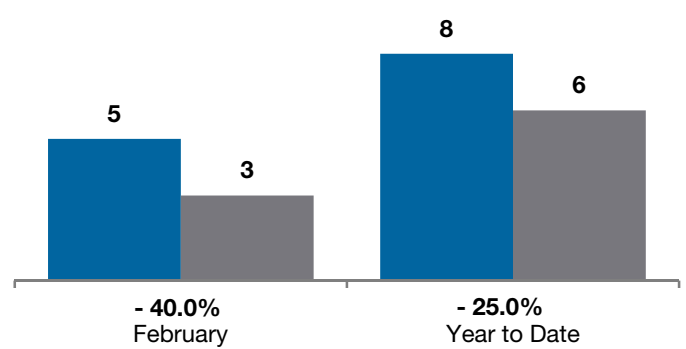
Average Sales Price

■ 2013 ■ 2014



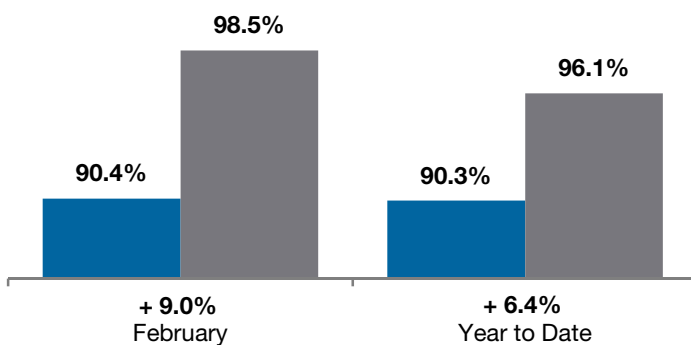
Single Family Sales

■ 2013 ■ 2014



Pct. of Orig. List Price Received

■ 2013 ■ 2014



Condo Sales

■ 2013 ■ 2014

