

Local Market Update – February 2014

A RESEARCH TOOL PROVIDED BY THE COLUMBUS REALTORS®
BASED ON RESIDENTIAL LISTING DATA ONLY



Hamilton Local School District

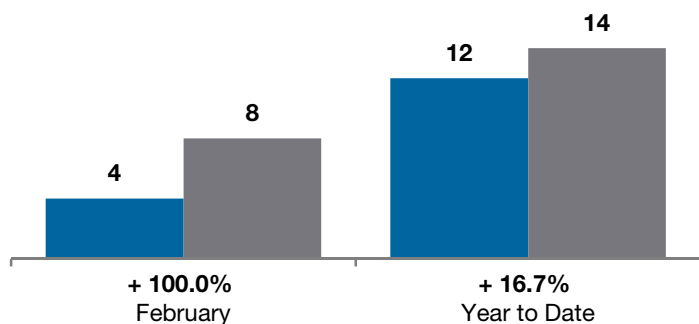
Franklin County

	February			Year to Date		
	2013	2014	+ / -	2013	2014	+ / -
Closed Sales	4	8	+ 100.0%	12	14	+ 16.7%
In Contracts	--	18	--	--	23	--
Average Sales Price	\$60,000	\$109,388	+ 82.3%	\$60,300	\$84,211	+ 39.7%
Median Sales Price**	\$58,000	\$80,250	+ 38.4%	\$54,500	\$58,625	+ 7.6%
Average Price per Square Foot**	\$46.28	\$58.89	+ 28.3%	\$43.78	\$49.91	+ 13.6%
Percent of Original List Price Received**	95.9%	93.2%	- 2.8%	90.5%	91.0%	+ 0.6%
Percent of Last List Price Received**	95.9%	95.0%	- 0.9%	91.4%	95.0%	+ 3.9%
Days on Market Until Sale	35	69	+ 97.1%	33	67	+ 103.0%
New Listings	13	10	- 23.1%	25	18	- 28.0%
Median List Price of New Listings	\$80,000	\$92,450	+ 15.6%	\$84,900	\$94,000	+ 10.7%
Median List Price at Time of Sale	\$61,900	\$81,950	+ 32.4%	\$55,950	\$67,950	+ 21.4%
Inventory of Homes for Sale	--	30	--	--	--	--
Months Supply of Inventory	--	3.2	--	--	--	--

** Does not account for seller concessions.

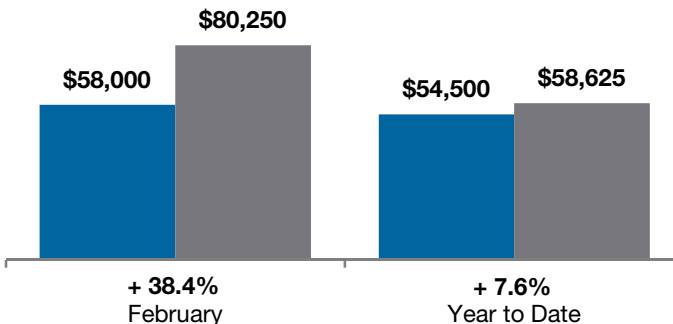
Closed Sales

■ 2013 ■ 2014

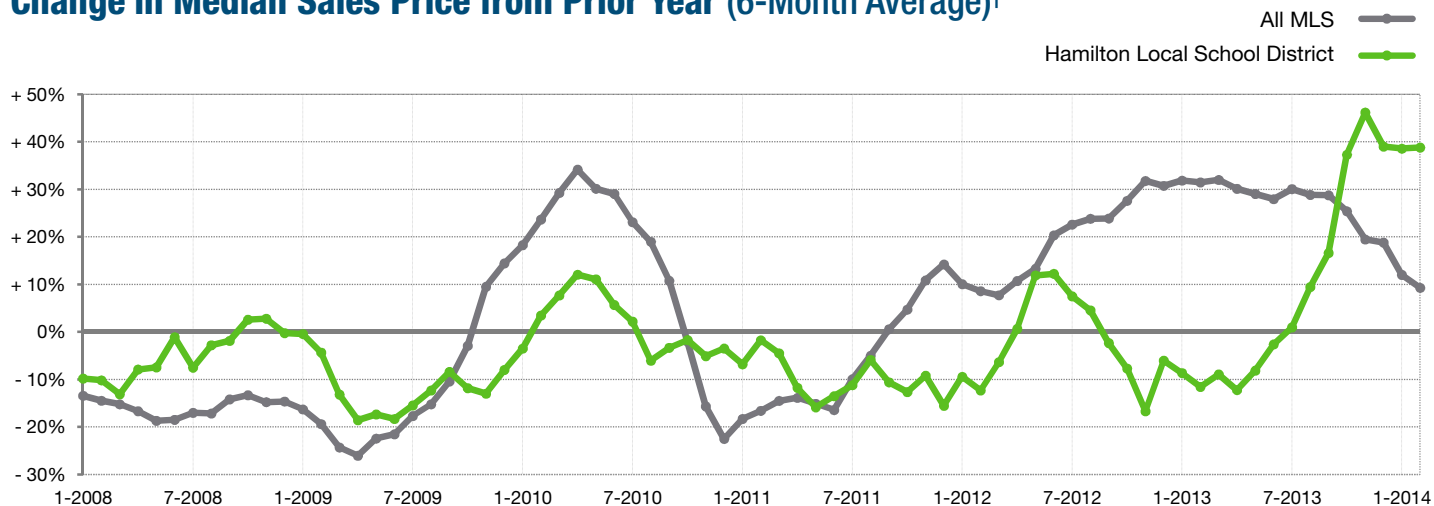


Median Sales Price

■ 2013 ■ 2014



Change in Median Sales Price from Prior Year (6-Month Average)†



† Each dot represents the change in median sales price from the prior year using a 6-month weighted average. This means that each of the 6 months used in a dot are proportioned according to their share of sales during that period. | Current as of March 17, 2014. All data from Columbus REALTORS® Multiple Listing Service (MLS). | Powered by 10K Research and Marketing. | Page 1 of 2

Local Market Update – February 2014

A RESEARCH TOOL PROVIDED BY THE COLUMBUS REALTORS®
 BASED ON RESIDENTIAL LISTING DATA ONLY

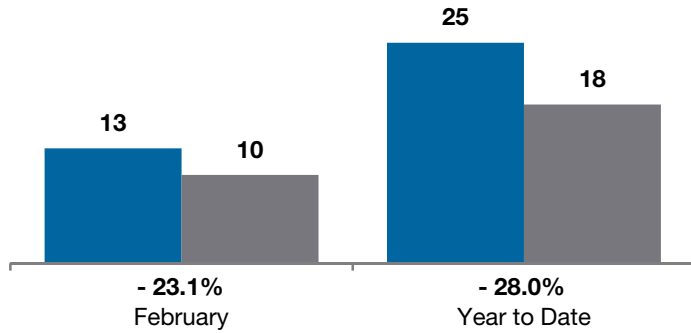


Hamilton Local School District

Franklin County

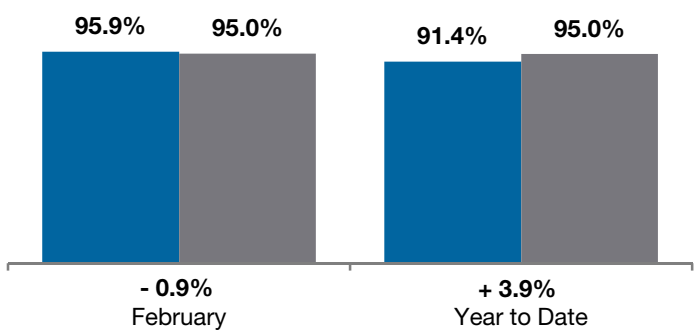
New Listings

■ 2013 ■ 2014



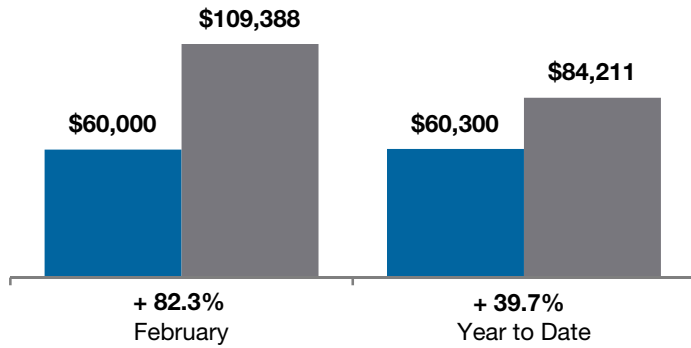
Pct of Last List Price Received

■ 2013 ■ 2014



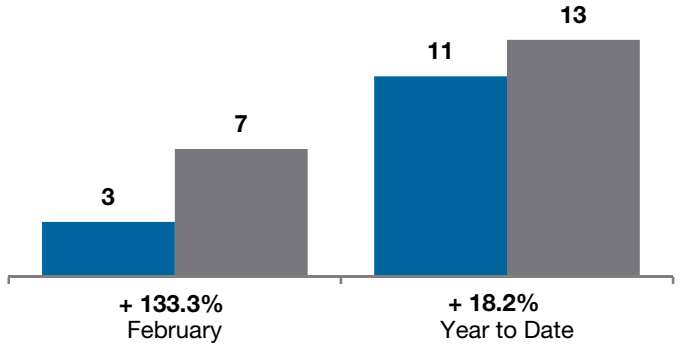
Average Sales Price

■ 2013 ■ 2014



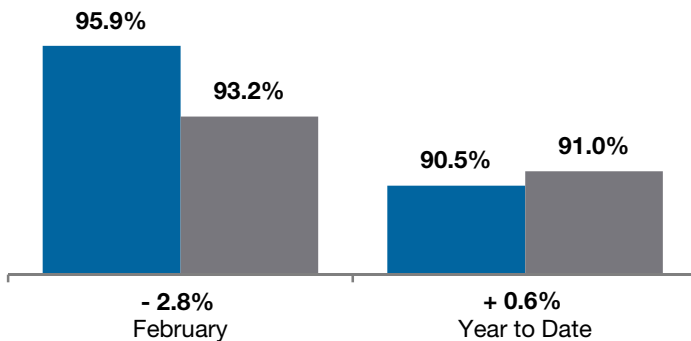
Single Family Sales

■ 2013 ■ 2014



Pct. of Orig. List Price Received

■ 2013 ■ 2014



Condo Sales

■ 2013 ■ 2014

