

Local Market Update – February 2014

A RESEARCH TOOL PROVIDED BY THE COLUMBUS REALTORS®
BASED ON RESIDENTIAL LISTING DATA ONLY



Hilliard (Corp.)

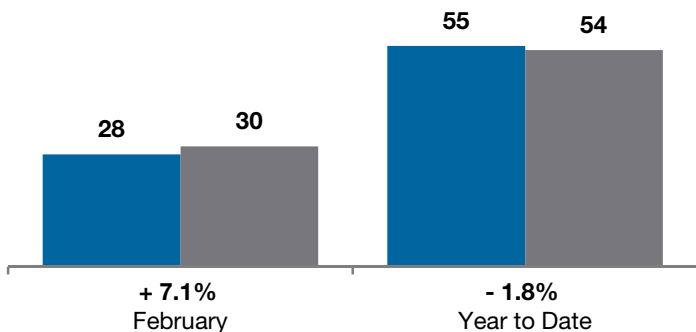
Franklin County

	February			Year to Date		
	2013	2014	+ / -	2013	2014	+ / -
Closed Sales	28	30	+ 7.1%	55	54	- 1.8%
In Contracts	--	42	--	--	74	--
Average Sales Price	\$176,664	\$199,724	+ 13.1%	\$186,179	\$200,965	+ 7.9%
Median Sales Price**	\$148,500	\$199,250	+ 34.2%	\$170,000	\$194,257	+ 14.3%
Average Price per Square Foot**	\$94.07	\$102.35	+ 8.5%	\$94.26	\$101.17	+ 7.4%
Percent of Original List Price Received**	91.9%	95.6%	+ 4.0%	92.5%	95.3%	+ 3.0%
Percent of Last List Price Received**	95.3%	98.1%	+ 2.9%	96.3%	97.3%	+ 1.0%
Days on Market Until Sale	95	78	- 17.9%	98	66	- 32.7%
New Listings	55	33	- 40.0%	95	69	- 27.4%
Median List Price of New Listings	\$204,900	\$249,900	+ 22.0%	\$209,900	\$239,900	+ 14.3%
Median List Price at Time of Sale	\$151,900	\$202,400	+ 33.2%	\$174,000	\$199,950	+ 14.9%
Inventory of Homes for Sale	--	79	--	--	--	--
Months Supply of Inventory	--	1.6	--	--	--	--

** Does not account for seller concessions.

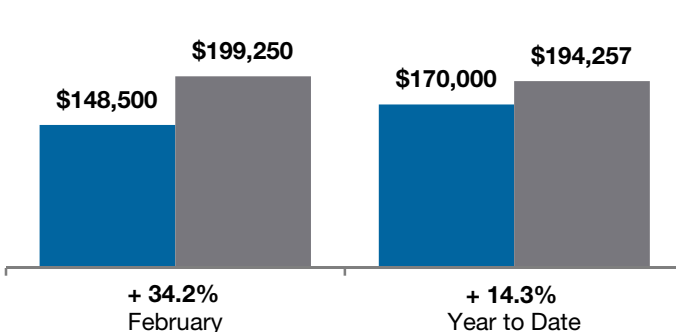
Closed Sales

■ 2013 ■ 2014

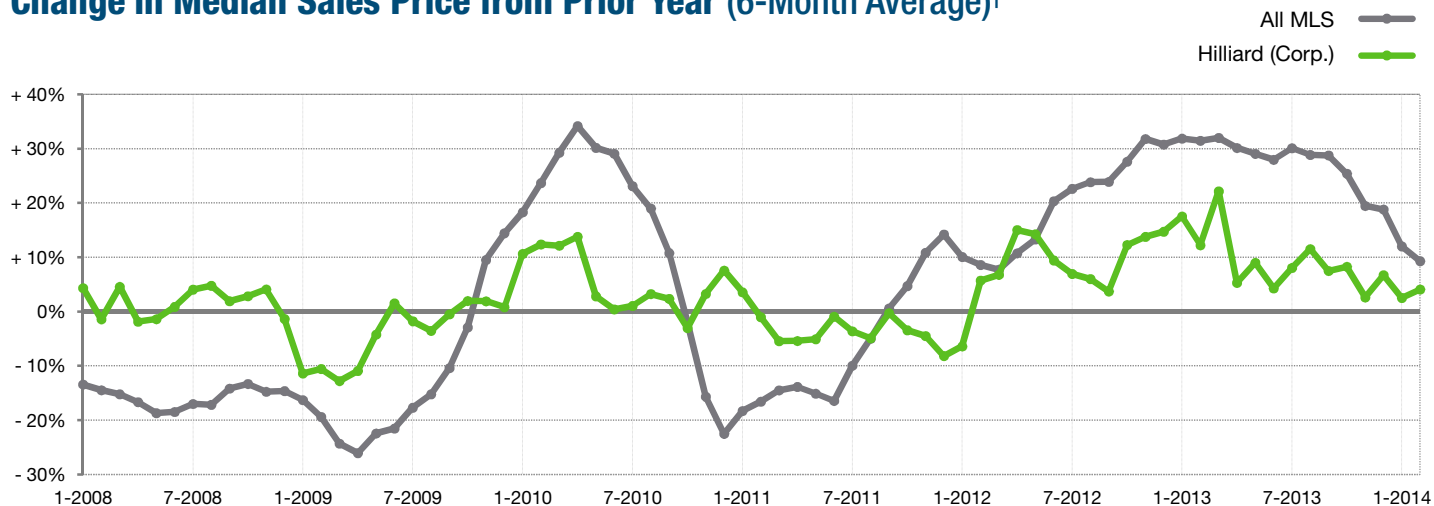


Median Sales Price

■ 2013 ■ 2014



Change in Median Sales Price from Prior Year (6-Month Average)†



† Each dot represents the change in median sales price from the prior year using a 6-month weighted average. This means that each of the 6 months used in a dot are proportioned according to their share of sales during that period. | Current as of March 17, 2014. All data from Columbus REALTORS® Multiple Listing Service (MLS). | Powered by 10K Research and Marketing. | Page 1 of 2

Local Market Update – February 2014

A RESEARCH TOOL PROVIDED BY THE COLUMBUS REALTORS®
 BASED ON RESIDENTIAL LISTING DATA ONLY

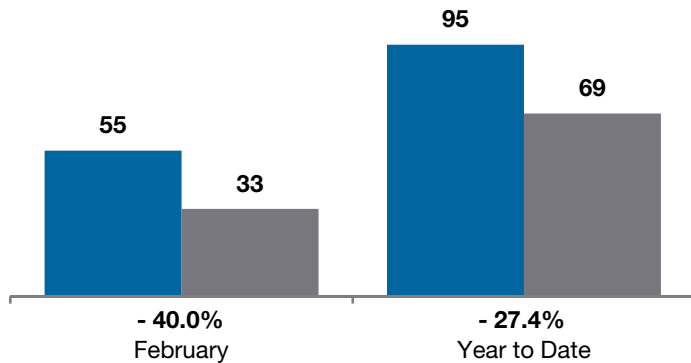


Hilliard (Corp.)

Franklin County

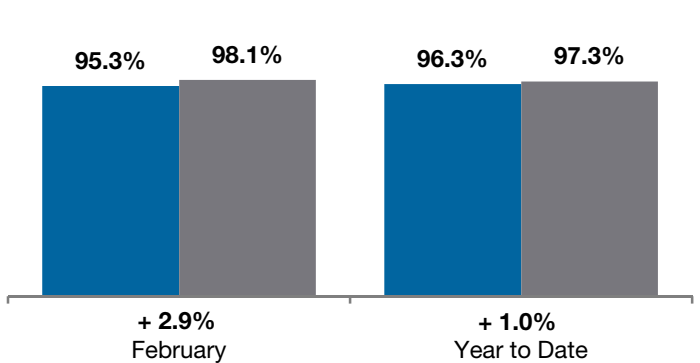
New Listings

■ 2013 ■ 2014



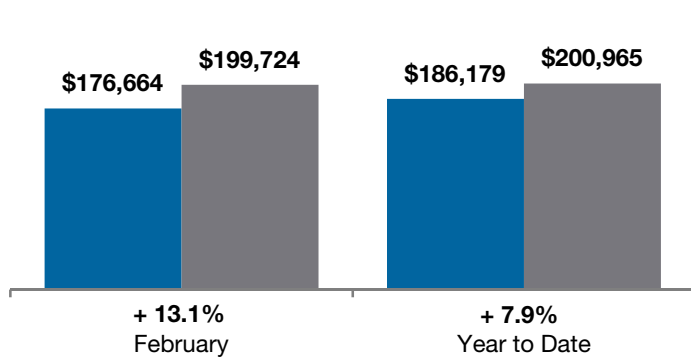
Pct of Last List Price Received

■ 2013 ■ 2014



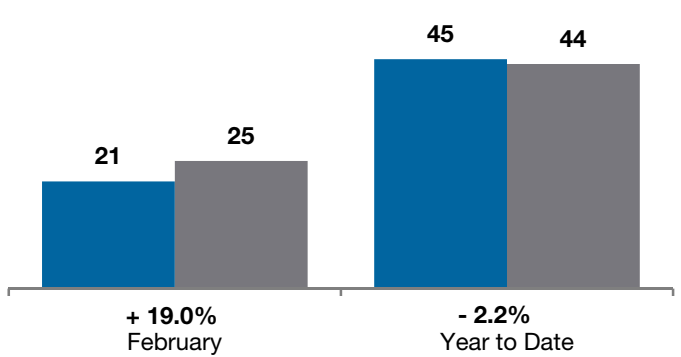
Average Sales Price

■ 2013 ■ 2014



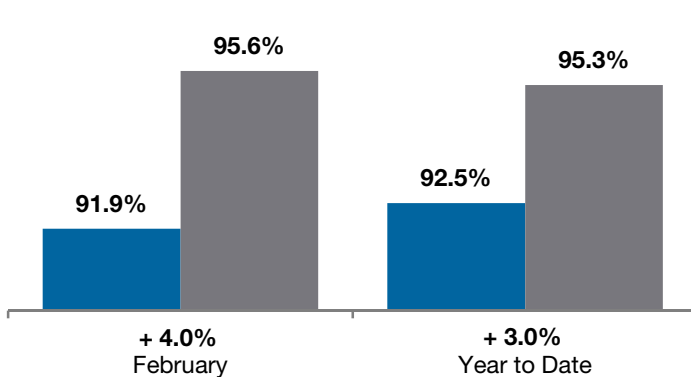
Single Family Sales

■ 2013 ■ 2014



Pct. of Orig. List Price Received

■ 2013 ■ 2014



Condo Sales

■ 2013 ■ 2014

