

Local Market Update – February 2014

A RESEARCH TOOL PROVIDED BY THE COLUMBUS REALTORS®
BASED ON RESIDENTIAL LISTING DATA ONLY



Ross County

February

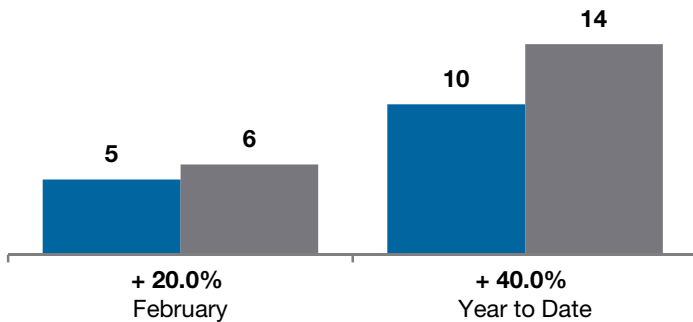
Year to Date

	2013	2014	+ / -	2013	2014	+ / -
Closed Sales	5	6	+ 20.0%	10	14	+ 40.0%
In Contracts	--	13	--	--	20	--
Average Sales Price	\$53,520	\$62,210	+ 16.2%	\$75,720	\$57,945	- 23.5%
Median Sales Price**	\$55,000	\$69,629	+ 26.6%	\$56,900	\$47,550	- 16.4%
Average Price per Square Foot**	\$52.55	\$31.01	- 41.5%	\$55.44	\$34.13	- 38.2%
Percent of Original List Price Received**	82.3%	89.5%	+ 8.7%	86.3%	87.8%	+ 1.7%
Percent of Last List Price Received**	96.8%	96.6%	- 0.2%	94.0%	95.6%	+ 1.7%
Days on Market Until Sale	79	59	- 25.3%	76	96	+ 26.3%
New Listings	8	8	0.0%	17	20	+ 17.6%
Median List Price of New Listings	\$124,950	\$99,950	- 20.0%	\$115,000	\$79,450	- 30.9%
Median List Price at Time of Sale	\$59,900	\$71,950	+ 20.1%	\$59,900	\$52,200	- 12.9%
Inventory of Homes for Sale	--	33	--	--	--	--
Months Supply of Inventory	--	4.3	--	--	--	--

** Does not account for seller concessions.

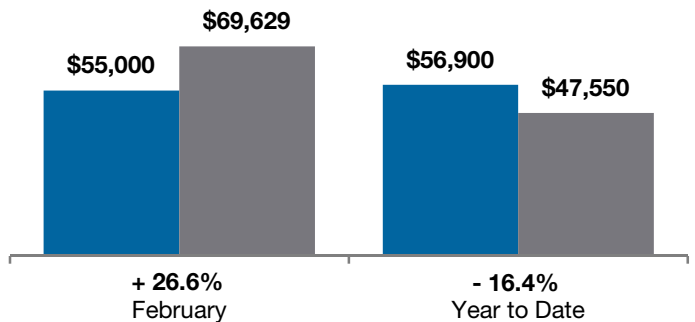
Closed Sales

■ 2013 ■ 2014



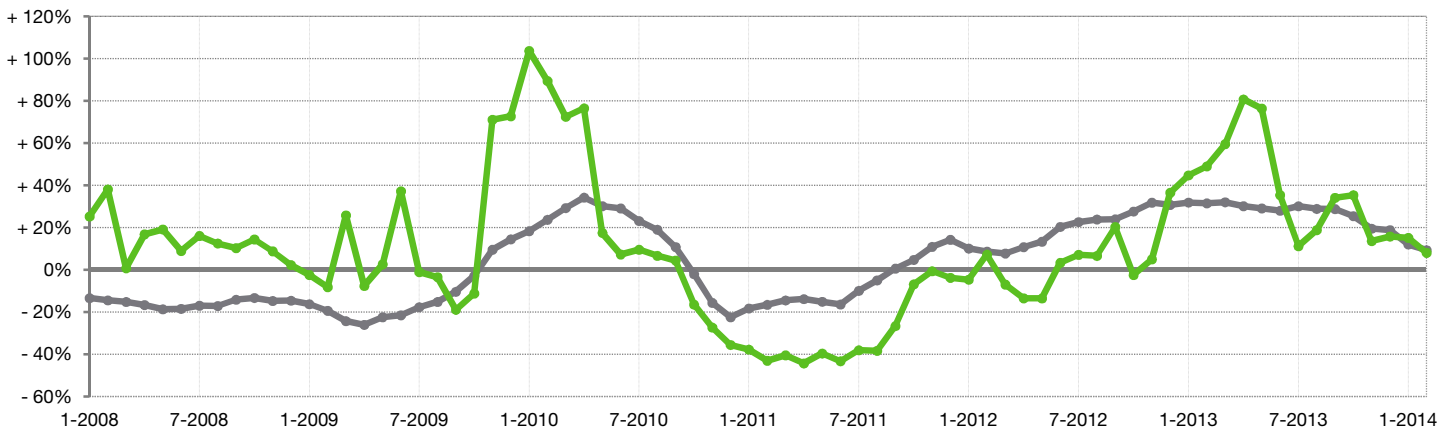
Median Sales Price

■ 2013 ■ 2014



Change in Median Sales Price from Prior Year (6-Month Average)†

All MLS —
Ross County —



† Each dot represents the change in median sales price from the prior year using a 6-month weighted average. This means that each of the 6 months used in a dot are proportioned according to their share of sales during that period. | Current as of March 17, 2014. All data from Columbus REALTORS® Multiple Listing Service (MLS). | Powered by 10K Research and Marketing. | Page 1 of 2

Local Market Update – February 2014

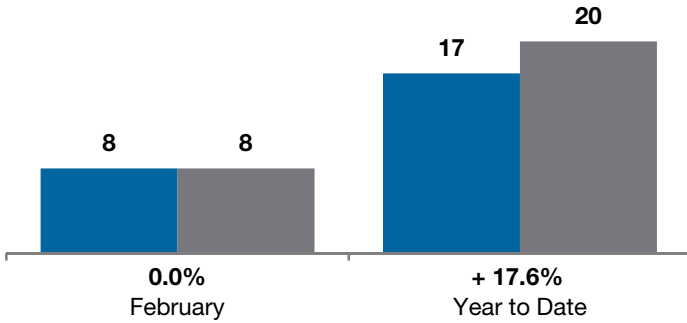
A RESEARCH TOOL PROVIDED BY THE COLUMBUS REALTORS®
 BASED ON RESIDENTIAL LISTING DATA ONLY



Ross County

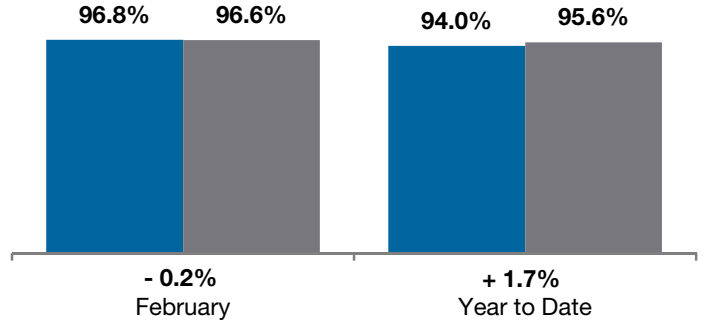
New Listings

■ 2013 ■ 2014



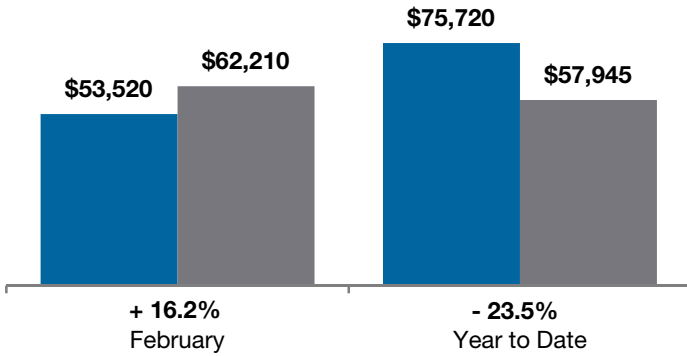
Pct of Last List Price Received

■ 2013 ■ 2014



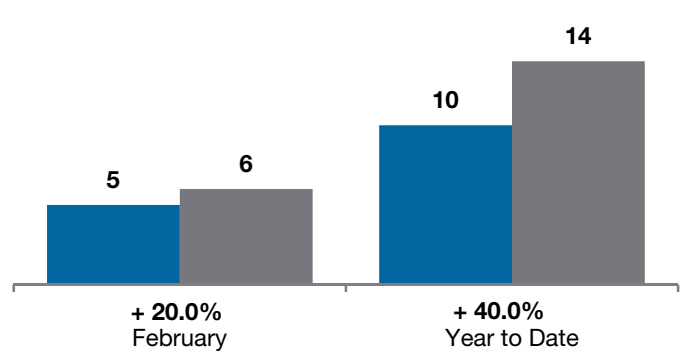
Average Sales Price

■ 2013 ■ 2014



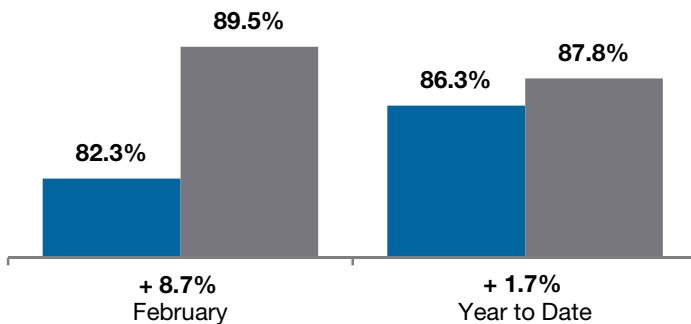
Single Family Sales

■ 2013 ■ 2014



Pct. of Orig. List Price Received

■ 2013 ■ 2014



Condo Sales

■ 2013 ■ 2014

