

Local Market Update – February 2014

A RESEARCH TOOL PROVIDED BY THE COLUMBUS REALTORS®
BASED ON RESIDENTIAL LISTING DATA ONLY



Sunbury (Corp.)

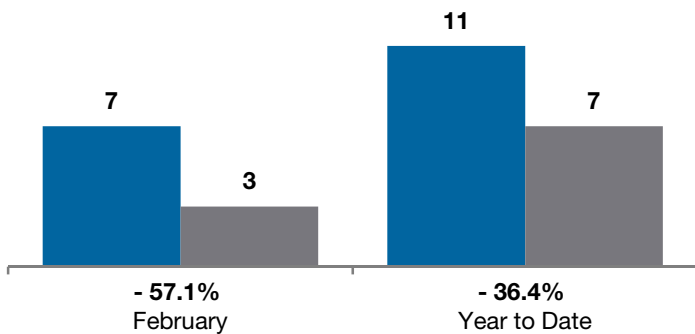
Delaware County

	February			Year to Date		
	2013	2014	+ / -	2013	2014	+ / -
Closed Sales	7	3	- 57.1%	11	7	- 36.4%
In Contracts	--	7	--	--	14	--
Average Sales Price	\$94,600	\$142,833	+ 51.0%	\$114,827	\$136,500	+ 18.9%
Median Sales Price**	\$100,000	\$190,500	+ 90.5%	\$111,000	\$121,000	+ 9.0%
Average Price per Square Foot**	\$76.93	\$81.69	+ 6.5%	\$88.39	\$76.45	- 13.6%
Percent of Original List Price Received**	86.1%	89.6%	+ 4.1%	89.1%	85.0%	- 4.6%
Percent of Last List Price Received**	91.6%	95.9%	+ 4.7%	93.4%	95.1%	+ 1.8%
Days on Market Until Sale	53	76	+ 43.4%	86	115	+ 33.7%
New Listings	6	5	- 16.7%	16	10	- 37.5%
Median List Price of New Listings	\$197,400	\$184,000	- 6.8%	\$209,950	\$199,950	- 4.8%
Median List Price at Time of Sale	\$96,900	\$199,900	+ 106.3%	\$112,900	\$124,900	+ 10.6%
Inventory of Homes for Sale	--	10	--	--	--	--
Months Supply of Inventory	--	1.2	--	--	--	--

** Does not account for seller concessions.

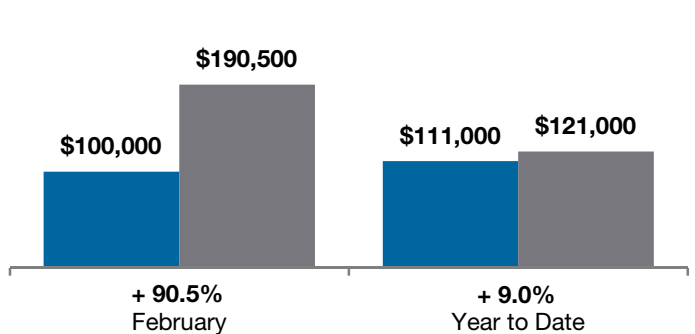
Closed Sales

■ 2013 ■ 2014



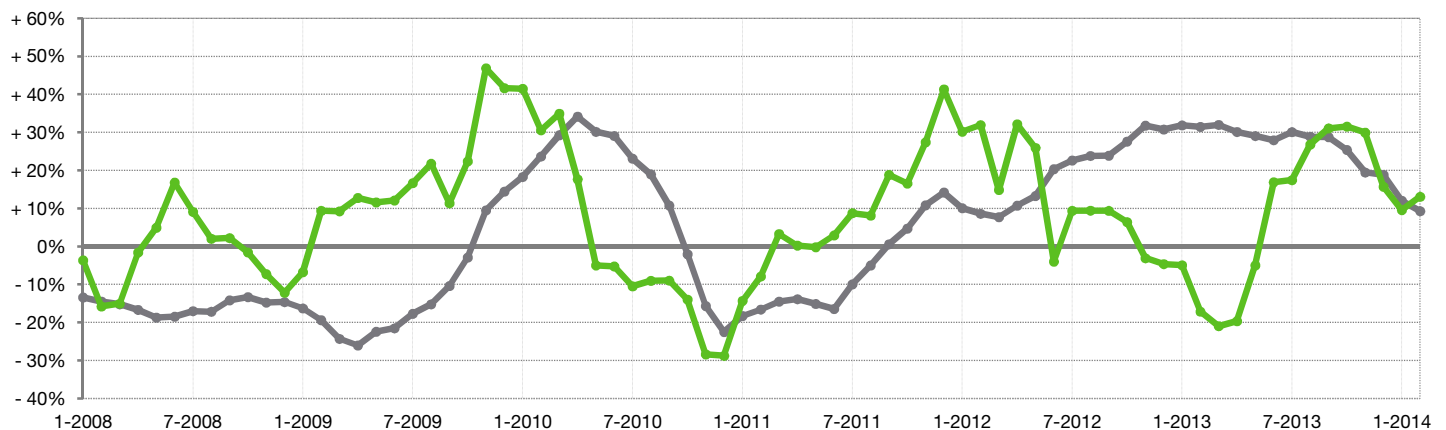
Median Sales Price

■ 2013 ■ 2014



Change in Median Sales Price from Prior Year (6-Month Average)†

All MLS —
Sunbury (Corp.) —



† Each dot represents the change in median sales price from the prior year using a 6-month weighted average. This means that each of the 6 months used in a dot are proportioned according to their share of sales during that period. | Current as of March 17, 2014. All data from Columbus REALTORS® Multiple Listing Service (MLS). | Powered by 10K Research and Marketing. | Page 1 of 2

Local Market Update – February 2014

A RESEARCH TOOL PROVIDED BY THE COLUMBUS REALTORS®
 BASED ON RESIDENTIAL LISTING DATA ONLY

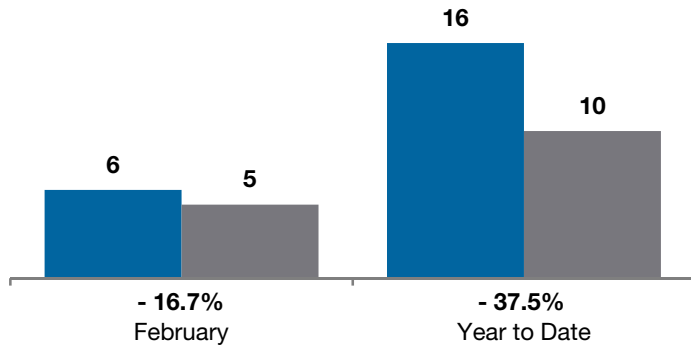


Sunbury (Corp.)

Delaware County

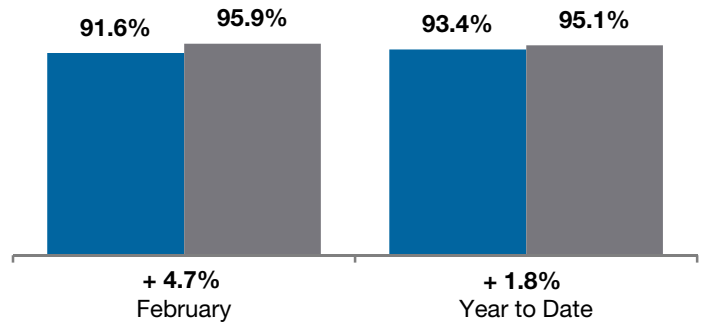
New Listings

■ 2013 ■ 2014



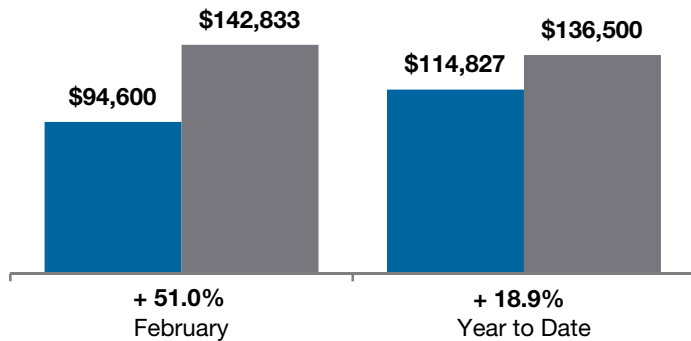
Pct of Last List Price Received

■ 2013 ■ 2014



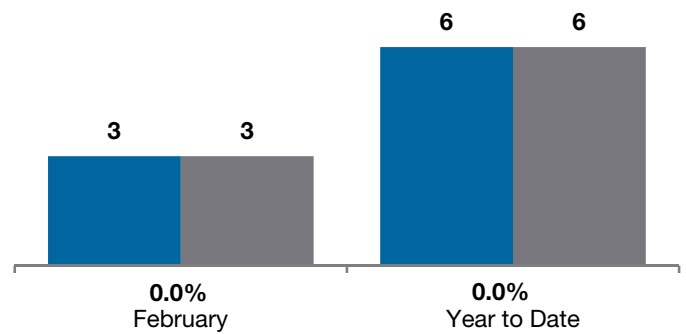
Average Sales Price

■ 2013 ■ 2014



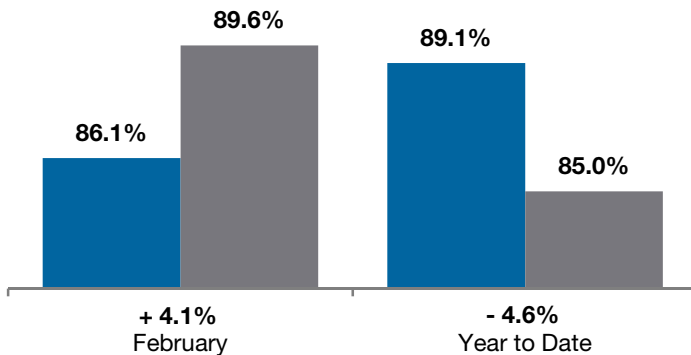
Single Family Sales

■ 2013 ■ 2014



Pct. of Orig. List Price Received

■ 2013 ■ 2014



Condo Sales

■ 2013 ■ 2014

