

Local Market Update – February 2014

A RESEARCH TOOL PROVIDED BY THE COLUMBUS REALTORS®
BASED ON RESIDENTIAL LISTING DATA ONLY



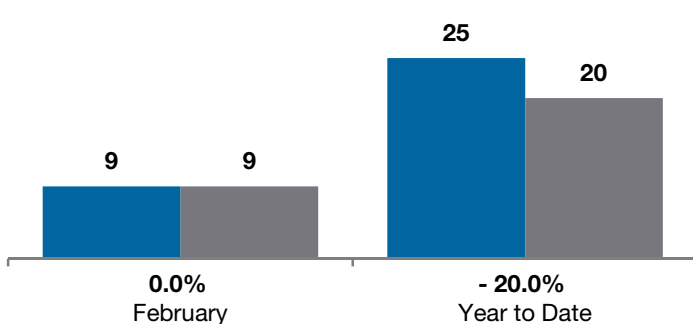
Whitehall (Corp.)

Franklin County

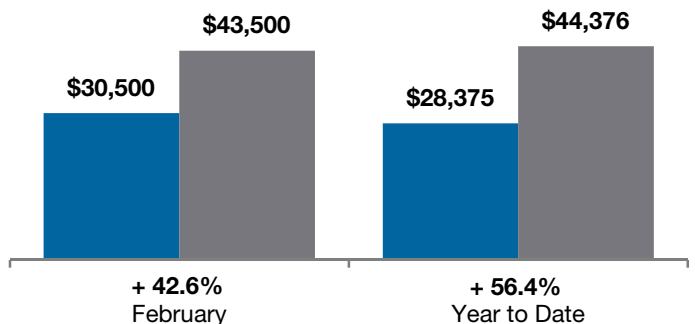
	February			Year to Date		
	2013	2014	+ / -	2013	2014	+ / -
Closed Sales	9	9	0.0%	25	20	- 20.0%
In Contracts	--	16	--	--	27	--
Average Sales Price	\$45,500	\$48,028	+ 5.6%	\$43,992	\$59,603	+ 35.5%
Median Sales Price**	\$30,500	\$43,500	+ 42.6%	\$28,375	\$44,376	+ 56.4%
Average Price per Square Foot**	\$36.13	\$45.29	+ 25.0%	\$35.46	\$45.23	+ 28.6%
Percent of Original List Price Received**	82.7%	80.3%	- 2.9%	89.1%	88.1%	- 1.1%
Percent of Last List Price Received**	93.4%	91.0%	- 2.6%	94.6%	95.0%	+ 0.4%
Days on Market Until Sale	91	96	+ 5.5%	66	66	0.0%
New Listings	14	9	- 35.7%	29	25	- 13.8%
Median List Price of New Listings	\$60,049	\$69,900	+ 16.4%	\$59,900	\$60,750	+ 1.4%
Median List Price at Time of Sale	\$35,000	\$48,900	+ 39.7%	\$30,500	\$44,400	+ 45.6%
Inventory of Homes for Sale	--	49	--	--	--	--
Months Supply of Inventory	--	3.2	--	--	--	--

** Does not account for seller concessions.

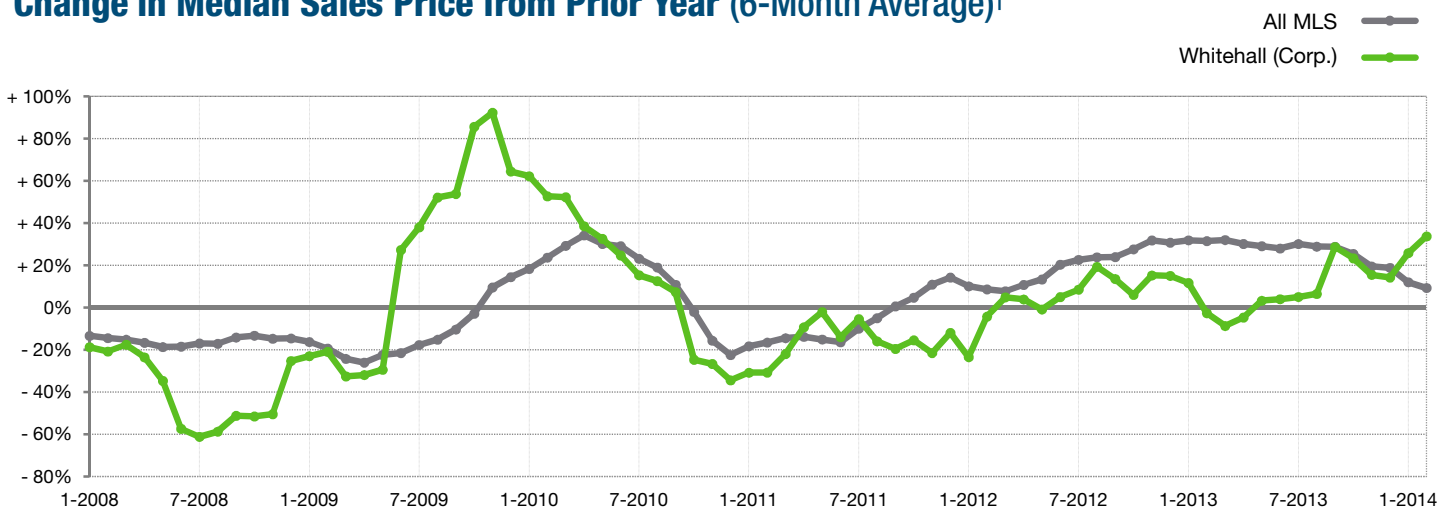
Closed Sales



Median Sales Price



Change in Median Sales Price from Prior Year (6-Month Average)†



† Each dot represents the change in median sales price from the prior year using a 6-month weighted average. This means that each of the 6 months used in a dot are proportioned according to their share of sales during that period. | Current as of March 17, 2014. All data from Columbus REALTORS® Multiple Listing Service (MLS). | Powered by 10K Research and Marketing. | Page 1 of 2

Local Market Update – February 2014

A RESEARCH TOOL PROVIDED BY THE COLUMBUS REALTORS®
 BASED ON RESIDENTIAL LISTING DATA ONLY



Whitehall (Corp.)

Franklin County

