

Local Market Update – February 2014

A RESEARCH TOOL PROVIDED BY THE COLUMBUS REALTORS®
BASED ON RESIDENTIAL LISTING DATA ONLY



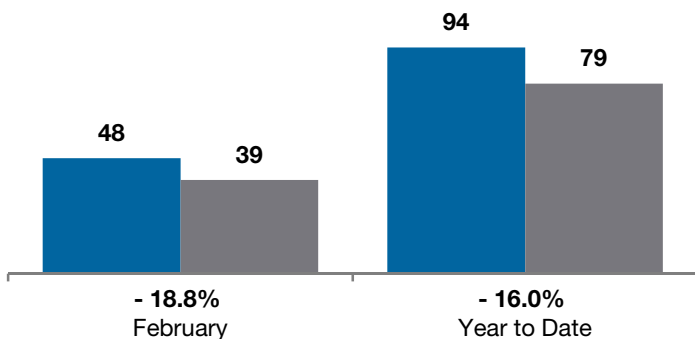
Worthington City School District

Franklin County

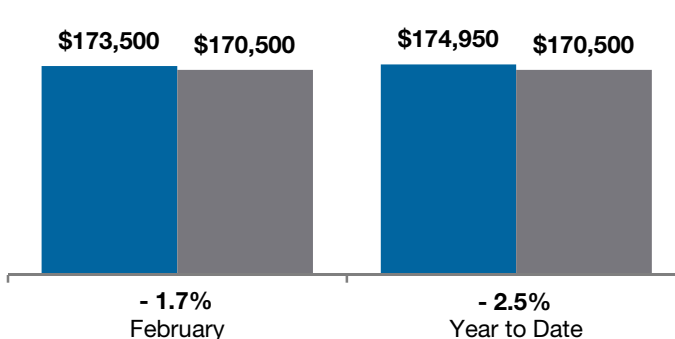
	February			Year to Date		
	2013	2014	+ / -	2013	2014	+ / -
Closed Sales	48	39	- 18.8%	94	79	- 16.0%
In Contracts	--	68	--	--	114	--
Average Sales Price	\$184,103	\$171,806	- 6.7%	\$184,251	\$191,109	+ 3.7%
Median Sales Price**	\$173,500	\$170,500	- 1.7%	\$174,950	\$170,500	- 2.5%
Average Price per Square Foot**	\$110.29	\$101.32	- 8.2%	\$102.53	\$108.22	+ 4.9%
Percent of Original List Price Received**	93.4%	92.1%	- 1.4%	92.9%	93.3%	+ 0.4%
Percent of Last List Price Received**	96.5%	95.7%	- 0.8%	96.3%	96.6%	+ 0.3%
Days on Market Until Sale	79	87	+ 10.1%	77	83	+ 7.8%
New Listings	89	52	- 41.6%	152	102	- 32.9%
Median List Price of New Listings	\$185,000	\$177,000	- 4.3%	\$184,925	\$179,900	- 2.7%
Median List Price at Time of Sale	\$177,375	\$175,000	- 1.3%	\$177,375	\$175,000	- 1.3%
Inventory of Homes for Sale	--	138	--	--	--	--
Months Supply of Inventory	--	1.7	--	--	--	--

** Does not account for seller concessions.

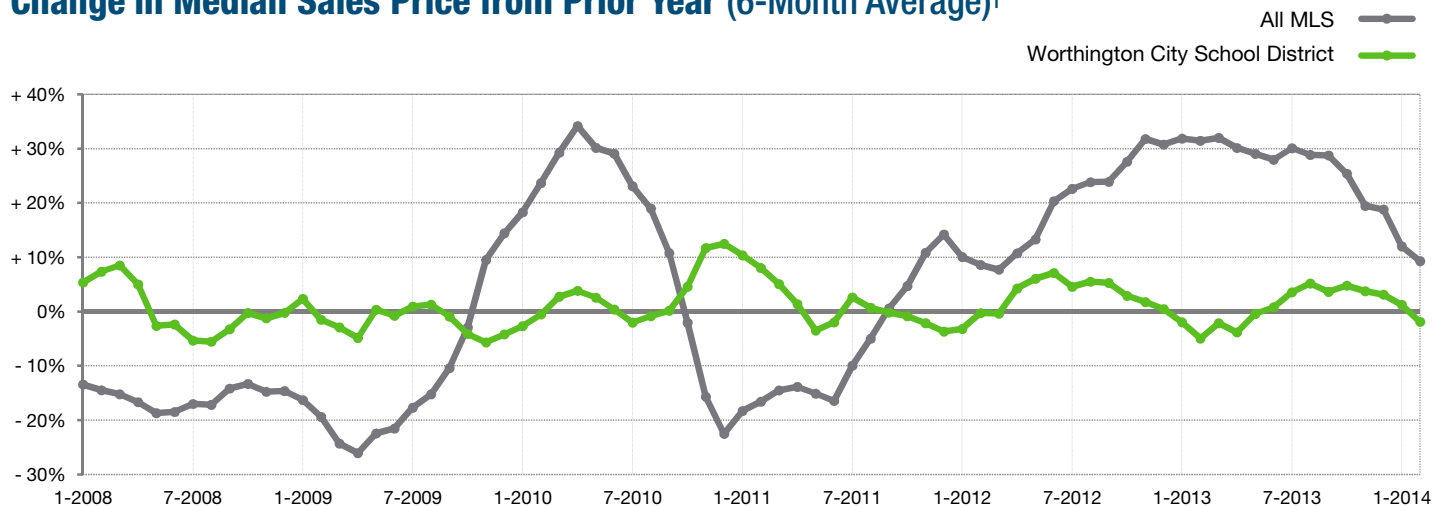
Closed Sales



Median Sales Price



Change in Median Sales Price from Prior Year (6-Month Average)†



† Each dot represents the change in median sales price from the prior year using a 6-month weighted average. This means that each of the 6 months used in a dot are proportioned according to their share of sales during that period. | Current as of March 17, 2014. All data from Columbus REALTORS® Multiple Listing Service (MLS). | Powered by 10K Research and Marketing. | Page 1 of 2

Local Market Update – February 2014

A RESEARCH TOOL PROVIDED BY THE COLUMBUS REALTORS®
 BASED ON RESIDENTIAL LISTING DATA ONLY

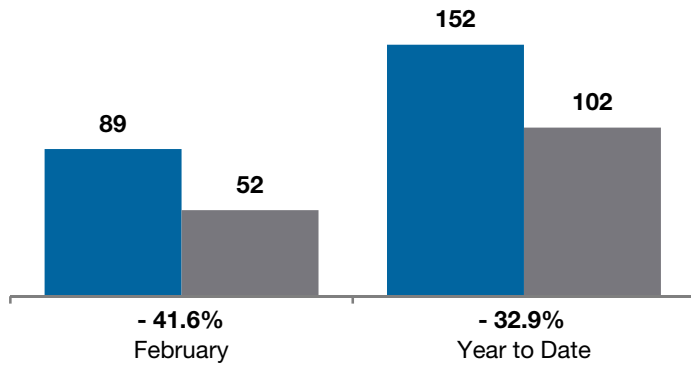


Worthington City School District

Franklin County

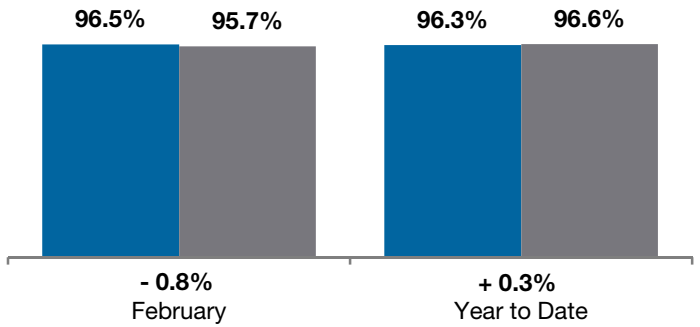
New Listings

■ 2013 ■ 2014



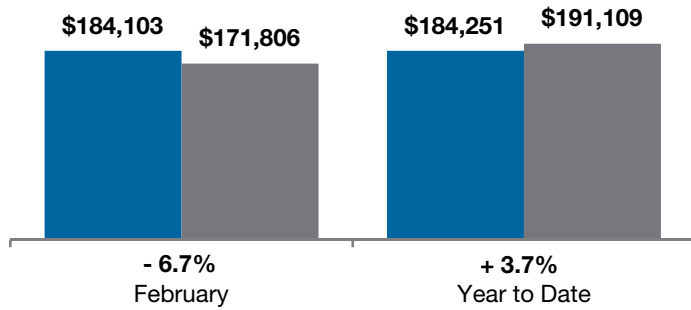
Pct of Last List Price Received

■ 2013 ■ 2014



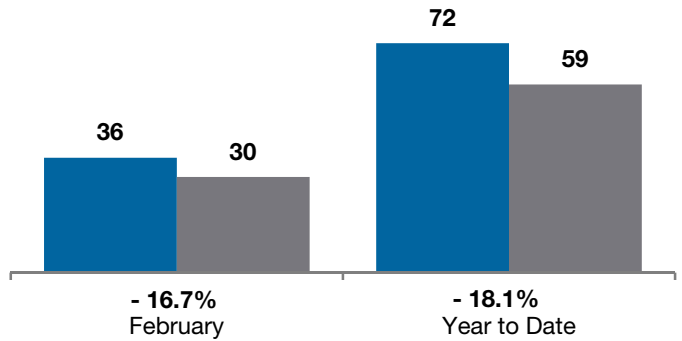
Average Sales Price

■ 2013 ■ 2014



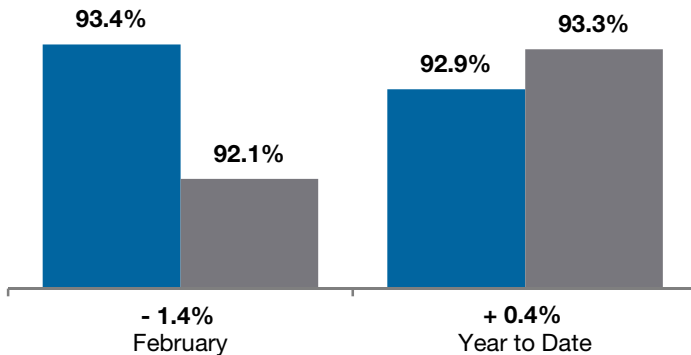
Single Family Sales

■ 2013 ■ 2014



Pct. of Orig. List Price Received

■ 2013 ■ 2014



Condo Sales

■ 2013 ■ 2014

