

Local Market Update – March 2014

A RESEARCH TOOL PROVIDED BY THE COLUMBUS REALTORS®
BASED ON RESIDENTIAL LISTING DATA ONLY



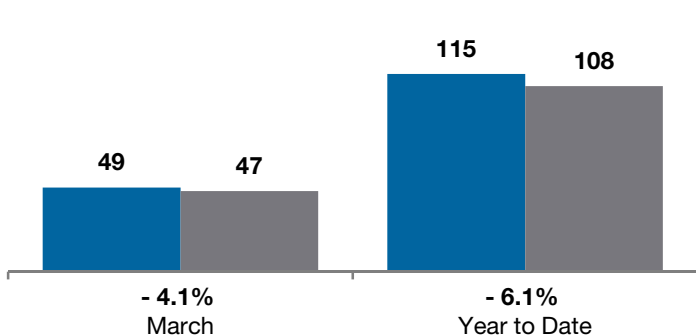
Beechwold / Clintonville

Franklin County (43214, 43202)

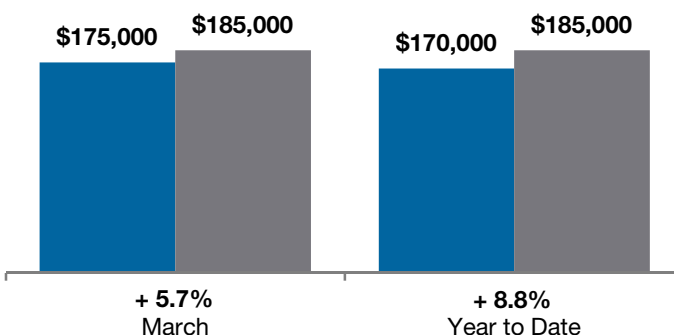
	March			Year to Date		
	2013	2014	+ / -	2013	2014	+ / -
Closed Sales	49	47	- 4.1%	115	108	- 6.1%
In Contracts	--	84	--	--	164	--
Average Sales Price	\$184,042	\$205,258	+ 11.5%	\$177,267	\$199,328	+ 12.4%
Median Sales Price**	\$175,000	\$185,000	+ 5.7%	\$170,000	\$185,000	+ 8.8%
Average Price per Square Foot**	\$129.79	\$137.31	+ 5.4%	\$121.60	\$140.23	+ 14.8%
Percent of Original List Price Received**	93.1%	95.1%	+ 2.1%	92.9%	95.0%	+ 2.3%
Percent of Last List Price Received**	97.6%	97.7%	+ 0.1%	96.5%	96.9%	+ 0.4%
Days on Market Until Sale	98	85	- 13.3%	95	73	- 23.2%
New Listings	71	68	- 4.2%	166	166	0.0%
Median List Price of New Listings	\$174,000	\$197,000	+ 13.2%	\$176,200	\$184,900	+ 4.9%
Median List Price at Time of Sale	\$182,000	\$189,900	+ 4.3%	\$174,900	\$189,900	+ 8.6%
Inventory of Homes for Sale	--	96	--	--	--	--
Months Supply of Inventory	--	1.6	--	--	--	--

** Does not account for seller concessions.

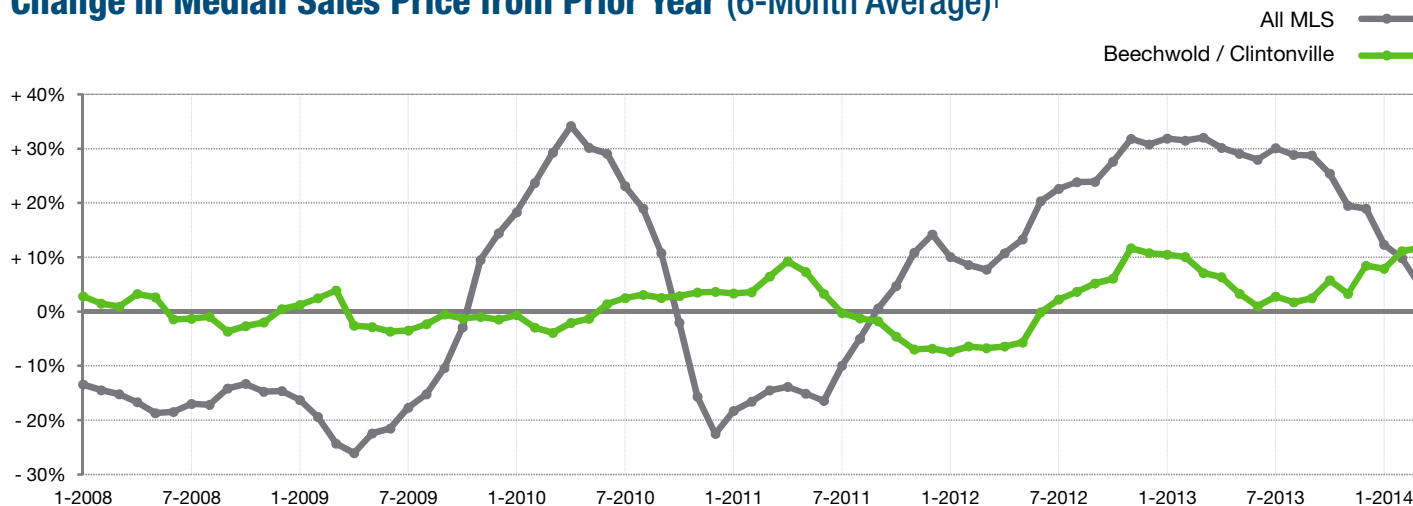
Closed Sales



Median Sales Price



Change in Median Sales Price from Prior Year (6-Month Average)†



† Each dot represents the change in median sales price from the prior year using a 6-month weighted average. This means that each of the 6 months used in a dot are proportioned according to their share of sales during that period. | Current as of April 15, 2014. All data from Columbus REALTORS® Multiple Listing Service (MLS). | Powered by 10K Research and Marketing. | Page 1 of 2

Local Market Update – March 2014

A RESEARCH TOOL PROVIDED BY THE COLUMBUS REALTORS®
 BASED ON RESIDENTIAL LISTING DATA ONLY

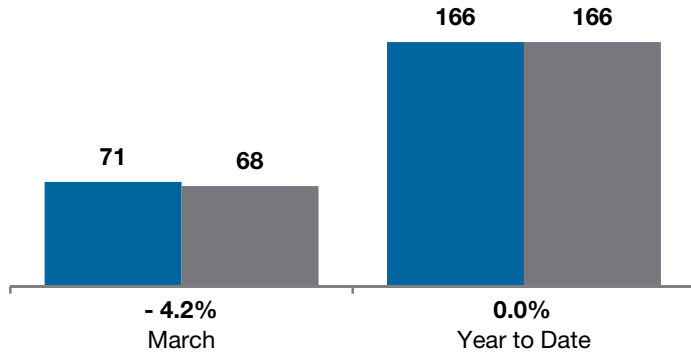


Beechwold / Clintonville

Franklin County (43214, 43202)

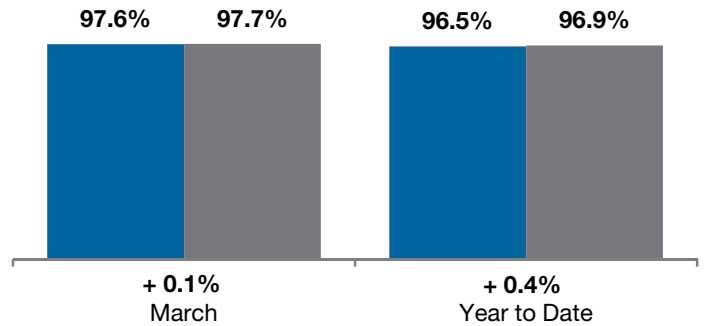
New Listings

■ 2013 ■ 2014



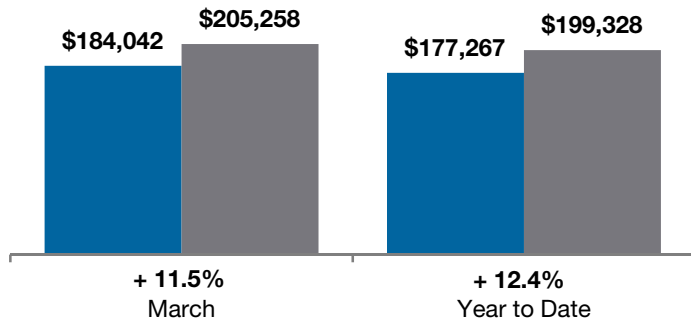
Pct of Last List Price Received

■ 2013 ■ 2014



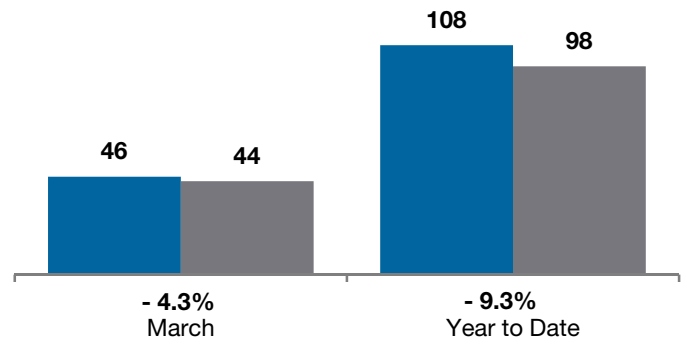
Average Sales Price

■ 2013 ■ 2014



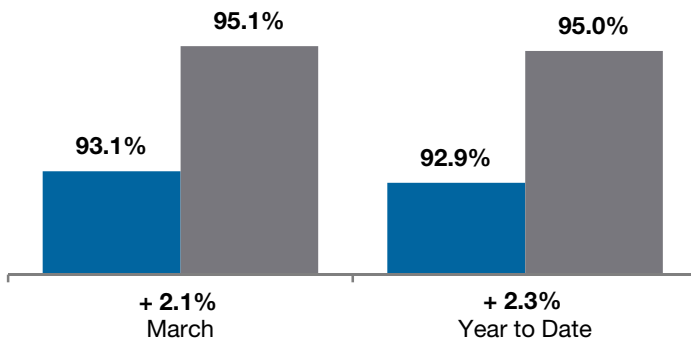
Single Family Sales

■ 2013 ■ 2014



Pct. of Orig. List Price Received

■ 2013 ■ 2014



Condo Sales

■ 2013 ■ 2014

