

Local Market Update – March 2014

A RESEARCH TOOL PROVIDED BY THE COLUMBUS REALTORS®
BASED ON RESIDENTIAL LISTING DATA ONLY



German Village

March

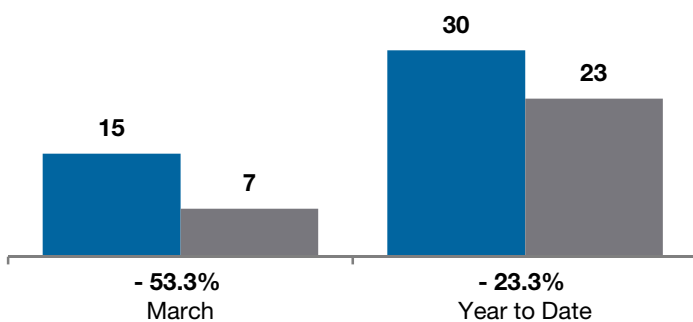
Year to Date

Franklin County (43206 and German Village subdivision)

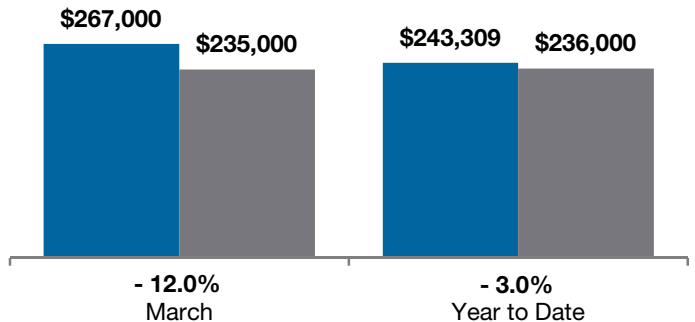
	2013	2014	+ / -	2013	2014	+ / -
Closed Sales	15	7	- 53.3%	30	23	- 23.3%
In Contracts	--	20	--	--	43	--
Average Sales Price	\$266,553	\$265,764	- 0.3%	\$259,851	\$296,978	+ 14.3%
Median Sales Price**	\$267,000	\$235,000	- 12.0%	\$243,309	\$236,000	- 3.0%
Average Price per Square Foot**	\$195.89	\$154.37	- 21.4%	\$180.26	\$175.48	- 2.8%
Percent of Original List Price Received**	93.8%	92.3%	- 1.6%	93.2%	92.4%	- 0.9%
Percent of Last List Price Received**	96.9%	96.5%	- 0.4%	95.7%	95.5%	- 0.2%
Days on Market Until Sale	84	74	- 11.9%	94	86	- 8.5%
New Listings	29	14	- 51.7%	69	33	- 52.2%
Median List Price of New Listings	\$299,900	\$324,950	+ 8.4%	\$299,000	\$330,000	+ 10.4%
Median List Price at Time of Sale	\$274,900	\$239,900	- 12.7%	\$256,900	\$239,900	- 6.6%
Inventory of Homes for Sale	--	21	--	--	--	--
Months Supply of Inventory	--	1.4	--	--	--	--

** Does not account for seller concessions.

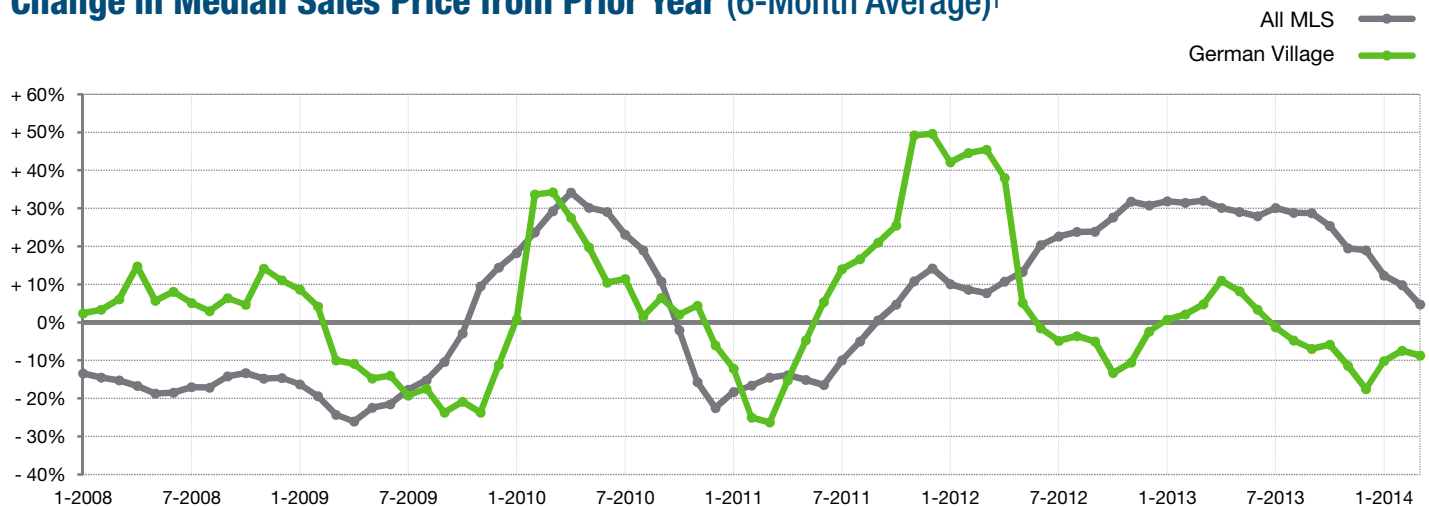
Closed Sales



Median Sales Price



Change in Median Sales Price from Prior Year (6-Month Average)†



† Each dot represents the change in median sales price from the prior year using a 6-month weighted average. This means that each of the 6 months used in a dot are proportioned according to their share of sales during that period. | Current as of April 15, 2014. All data from Columbus REALTORS® Multiple Listing Service (MLS). | Powered by 10K Research and Marketing. | Page 1 of 2

Local Market Update – March 2014

A RESEARCH TOOL PROVIDED BY THE COLUMBUS REALTORS®
 BASED ON RESIDENTIAL LISTING DATA ONLY



German Village

Franklin County (43206 and German Village subdivision)

