

Local Market Update – March 2014

A RESEARCH TOOL PROVIDED BY THE COLUMBUS REALTORS®
BASED ON RESIDENTIAL LISTING DATA ONLY



Grandview Heights (Corp.)

Franklin County

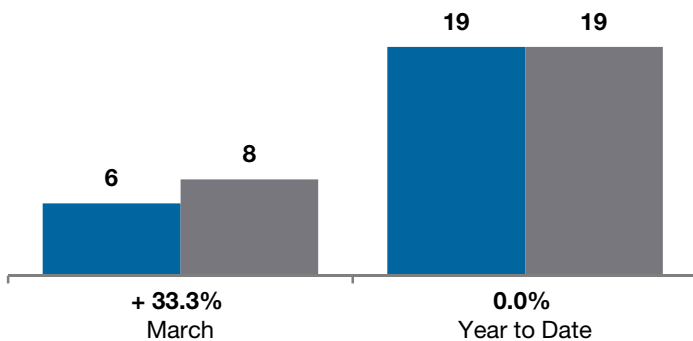
March

Year to Date

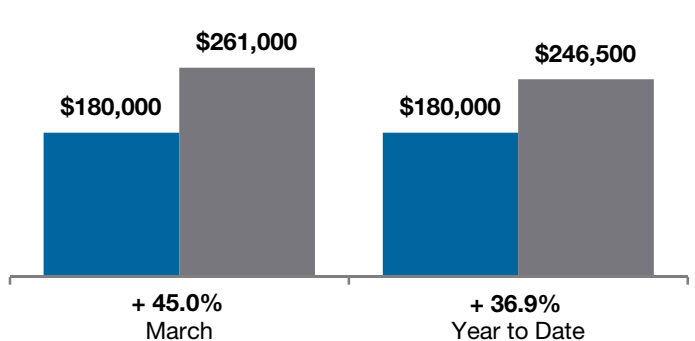
	2013	2014	+ / -	2013	2014	+ / -
Closed Sales	6	8	+ 33.3%	19	19	0.0%
In Contracts	--	9	--	--	22	--
Average Sales Price	\$262,083	\$263,938	+ 0.7%	\$219,047	\$256,526	+ 17.1%
Median Sales Price**	\$180,000	\$261,000	+ 45.0%	\$180,000	\$246,500	+ 36.9%
Average Price per Square Foot**	\$149.72	\$152.43	+ 1.3%	\$145.53	\$173.86	+ 19.2%
Percent of Original List Price Received**	90.8%	95.2%	+ 4.8%	90.4%	95.8%	+ 6.0%
Percent of Last List Price Received**	92.7%	97.7%	+ 5.4%	93.4%	97.6%	+ 4.5%
Days on Market Until Sale	113	120	+ 6.2%	94	81	- 13.8%
New Listings	14	10	- 28.6%	27	23	- 14.8%
Median List Price of New Listings	\$194,950	\$217,500	+ 11.6%	\$184,900	\$215,000	+ 16.3%
Median List Price at Time of Sale	\$184,900	\$266,400	+ 44.1%	\$187,900	\$260,000	+ 38.4%
Inventory of Homes for Sale	--	21	--	--	--	--
Months Supply of Inventory	--	2.2	--	--	--	--

** Does not account for seller concessions.

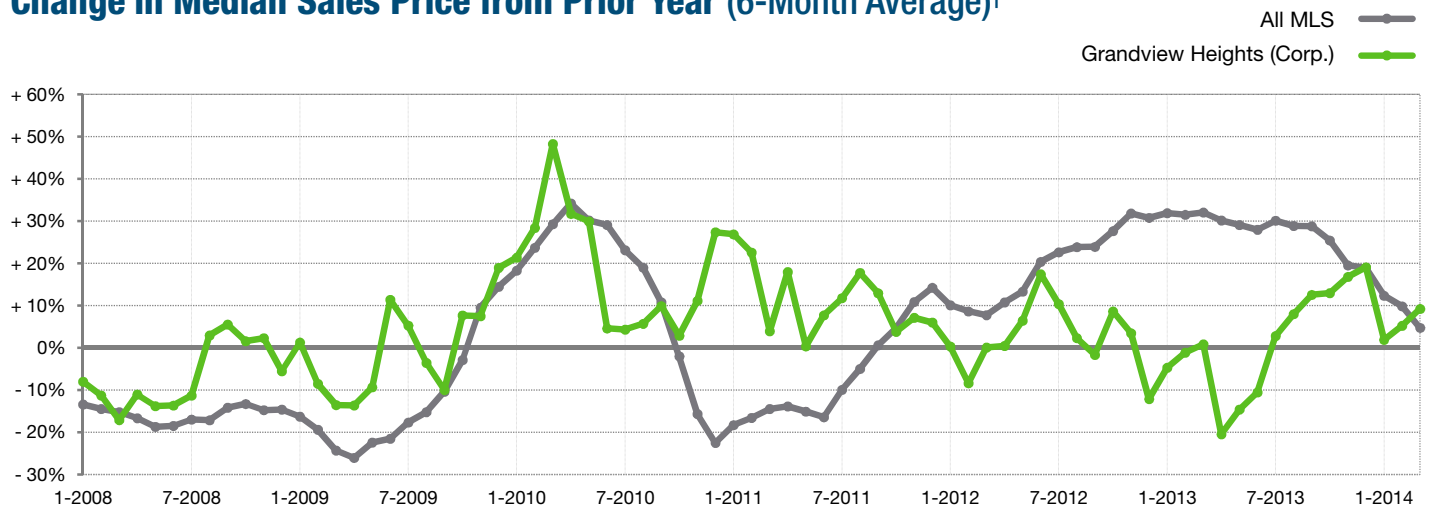
Closed Sales



Median Sales Price



Change in Median Sales Price from Prior Year (6-Month Average)†



† Each dot represents the change in median sales price from the prior year using a 6-month weighted average. This means that each of the 6 months used in a dot are proportioned according to their share of sales during that period. | Current as of April 15, 2014. All data from Columbus REALTORS® Multiple Listing Service (MLS). | Powered by 10K Research and Marketing. | Page 1 of 2

Local Market Update – March 2014

A RESEARCH TOOL PROVIDED BY THE COLUMBUS REALTORS®
 BASED ON RESIDENTIAL LISTING DATA ONLY

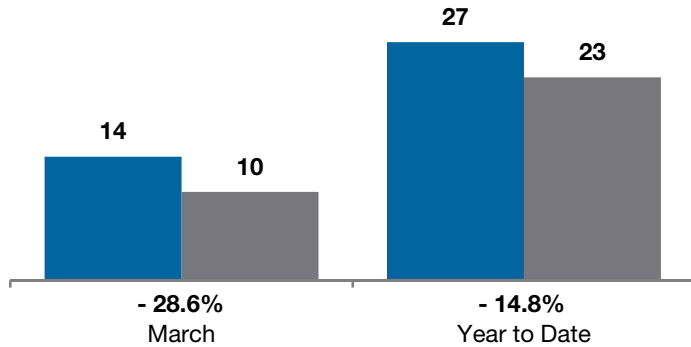


Grandview Heights (Corp.)

Franklin County

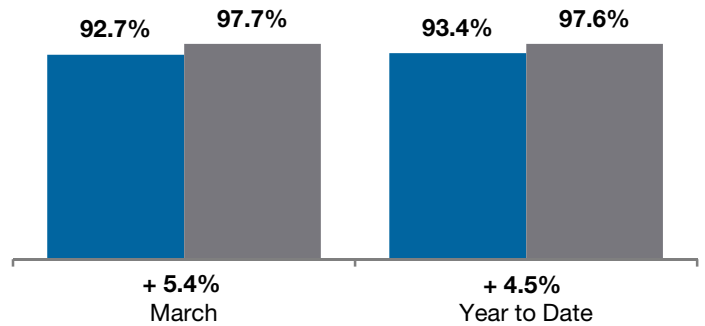
New Listings

■ 2013 ■ 2014



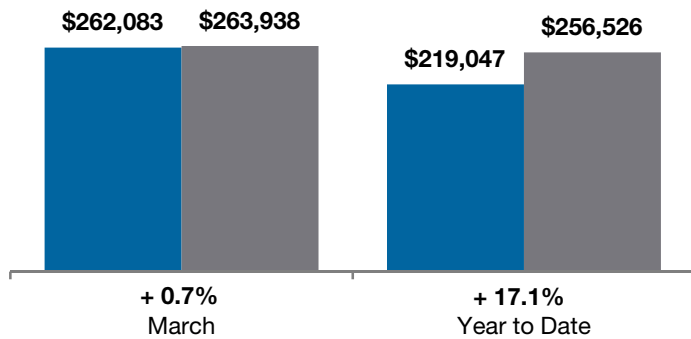
Pct of Last List Price Received

■ 2013 ■ 2014



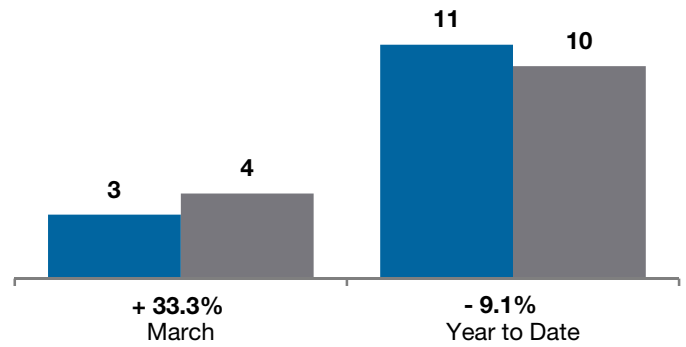
Average Sales Price

■ 2013 ■ 2014



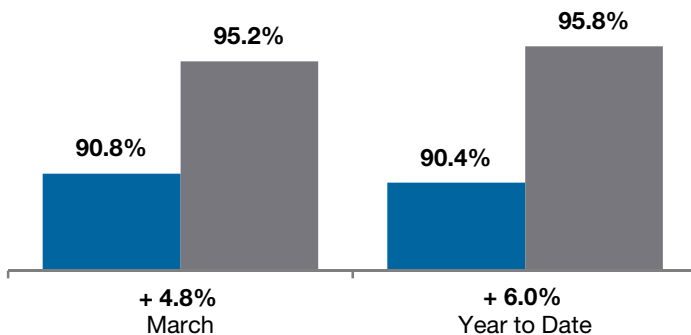
Single Family Sales

■ 2013 ■ 2014



Pct. of Orig. List Price Received

■ 2013 ■ 2014



Condo Sales

■ 2013 ■ 2014

