

Local Market Update – April 2014

A RESEARCH TOOL PROVIDED BY THE COLUMBUS REALTORS®
BASED ON RESIDENTIAL LISTING DATA ONLY



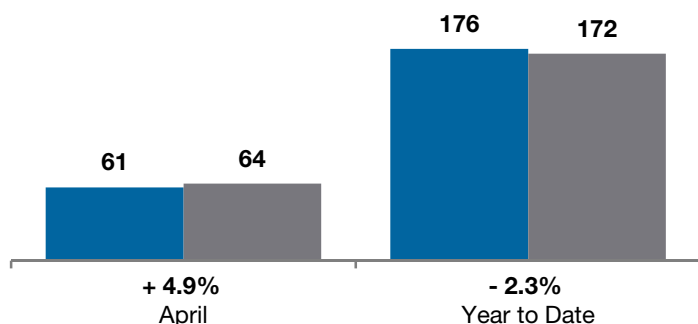
Beechwold / Clintonville

Franklin County (43214, 43202)

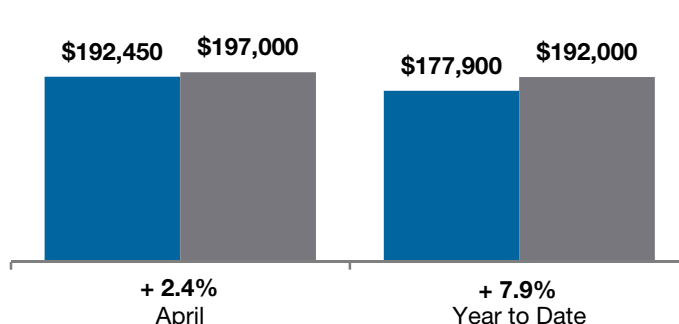
	April			Year to Date		
	2013	2014	+ / -	2013	2014	+ / -
Closed Sales	61	64	+ 4.9%	176	172	- 2.3%
In Contracts	--	103	--	--	250	--
Average Sales Price	\$218,563	\$218,628	+ 0.0%	\$191,426	\$206,510	+ 7.9%
Median Sales Price**	\$192,450	\$197,000	+ 2.4%	\$177,900	\$192,000	+ 7.9%
Average Price per Square Foot**	\$142.61	\$142.61	0.0%	\$128.81	\$141.10	+ 9.3%
Percent of Original List Price Received**	96.3%	97.2%	+ 0.9%	94.1%	95.8%	+ 1.8%
Percent of Last List Price Received**	97.9%	98.8%	+ 0.9%	97.0%	97.6%	+ 0.6%
Days on Market Until Sale	60	46	- 23.3%	83	63	- 24.1%
New Listings	93	87	- 6.5%	259	254	- 1.9%
Median List Price of New Listings	\$194,900	\$200,000	+ 2.6%	\$179,900	\$194,900	+ 8.3%
Median List Price at Time of Sale	\$197,950	\$198,950	+ 0.5%	\$182,000	\$194,950	+ 7.1%
Inventory of Homes for Sale	--	93	--	--	--	--
Months Supply of Inventory	--	1.5	--	--	--	--

** Does not account for seller concessions.

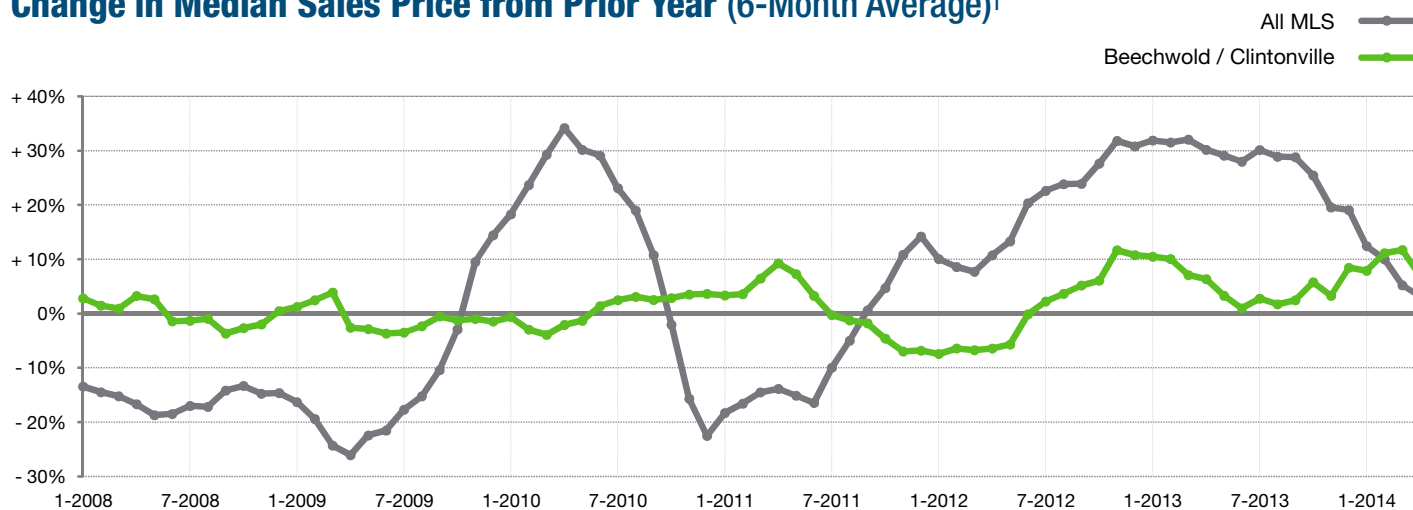
Closed Sales



Median Sales Price



Change in Median Sales Price from Prior Year (6-Month Average)†



† Each dot represents the change in median sales price from the prior year using a 6-month weighted average. This means that each of the 6 months used in a dot are proportioned according to their share of sales during that period. | Current as of May 12, 2014. All data from Columbus REALTORS® Multiple Listing Service (MLS). | Powered by 10K Research and Marketing. | Page 1 of 2

Local Market Update – April 2014

A RESEARCH TOOL PROVIDED BY THE COLUMBUS REALTORS®
 BASED ON RESIDENTIAL LISTING DATA ONLY

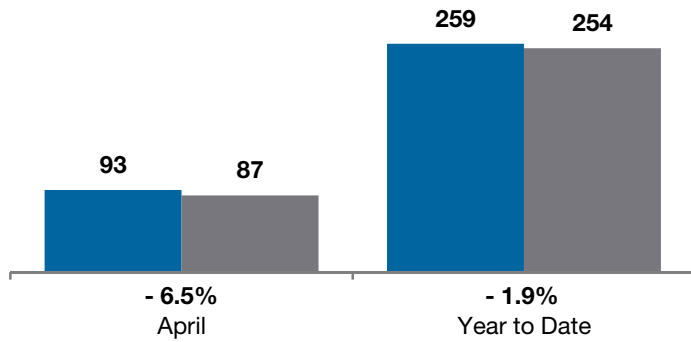


Beechwold / Clintonville

Franklin County (43214, 43202)

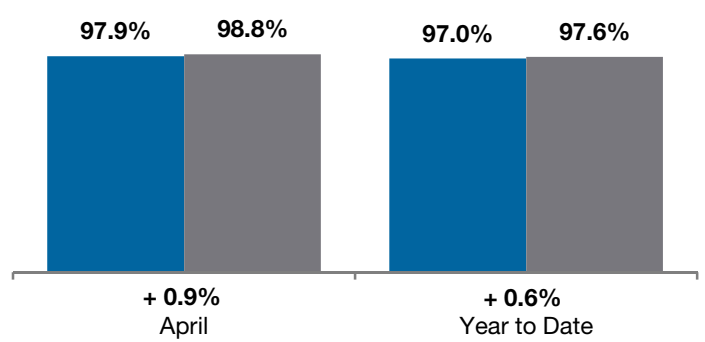
New Listings

■ 2013 ■ 2014



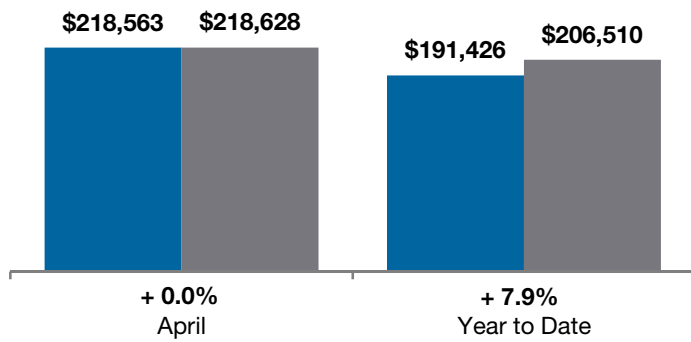
Pct of Last List Price Received

■ 2013 ■ 2014



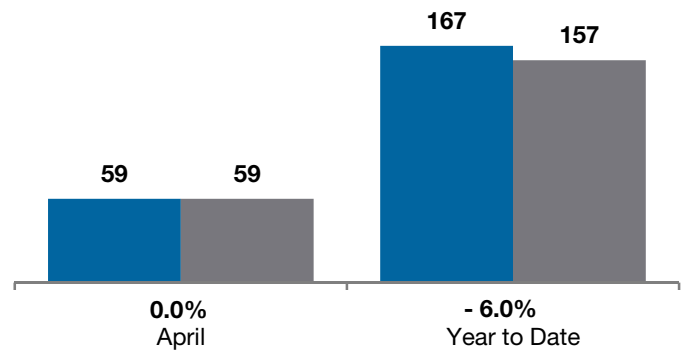
Average Sales Price

■ 2013 ■ 2014



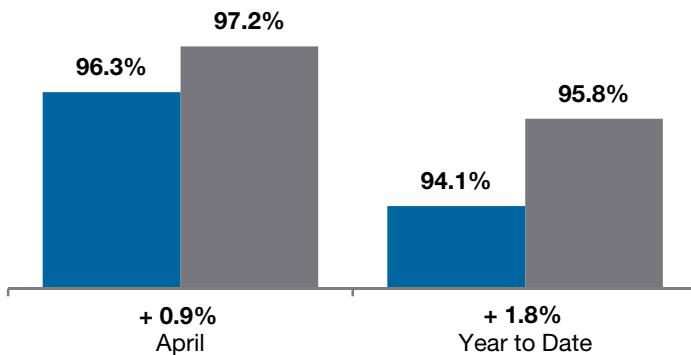
Single Family Sales

■ 2013 ■ 2014



Pct. of Orig. List Price Received

■ 2013 ■ 2014



Condo Sales

■ 2013 ■ 2014

